















Q1 Would you say that things with Douglas County Government are moving in the right direction, or off on the wrong track?

Moving in the right direction	2193	54%	
Off on the wrong track	1859	46%	
<i>Number of cases</i>	<i>4052</i>	<i>100%</i>	

Q2a Parks in Douglas County today

Satisfied	2897	72%	
Very satisfied	916	23%	
Satisfied, not very	1981	49%	
Neither	579	14%	
Dissatisfied	575	14%	
Dissatisfied, not very	430	11%	
Very dissatisfied	146	4%	
<i>Number of cases</i>	<i>4052</i>	<i>100%</i>	

Q2b Open space in Douglas County today

Satisfied	2600	64%	
Very satisfied	924	23%	
Satisfied, not very	1676	41%	
Neither	499	12%	
Dissatisfied	952	23%	
Dissatisfied, not very	617	15%	
Very dissatisfied	335	8%	
<i>Number of cases</i>	<i>4052</i>	<i>100%</i>	

Q2c Trails in Douglas County today

Satisfied	3058	75%	
Very satisfied	1066	26%	
Satisfied, not very	1991	49%	
Neither	551	14%	
Dissatisfied	443	11%	
Dissatisfied, not very	321	8%	
Very dissatisfied	122	3%	
<i>Number of cases</i>	4052	100%	








Q2d Historic preservation & resources in Douglas County today

Satisfied	2151	53%	
Very satisfied	565	14%	
Satisfied, not very	1586	39%	
Neither	1192	29%	
Dissatisfied	709	18%	
Dissatisfied, not very	511	13%	
Very dissatisfied	198	5%	
<i>Number of cases</i>	4052	100%	








Q2e Youth sports & ballfields in Douglas County today

Satisfied	2137	53%	
Very satisfied	724	18%	
Satisfied, not very	1413	35%	
Neither	1014	25%	
Dissatisfied	901	22%	
Dissatisfied, not very	424	10%	
Very dissatisfied	477	12%	
<i>Number of cases</i>	4052	100%	








Q2f Recreation programs in Douglas County today

Satisfied	2447	60%	
Very satisfied	724	18%	
Satisfied, not very	1724	43%	
Neither	933	23%	
Dissatisfied	672	17%	
Dissatisfied, not very	501	12%	
Very dissatisfied	172	4%	
<i>Number of cases</i>	4052	100%	




















Q2g Natural resource conservation in Douglas County today

Satisfied	1971	49%	
Very satisfied	540	13%	
Satisfied, not very	1431	35%	
Neither	979	24%	
Dissatisfied	1102	27%	
Dissatisfied, not very	726	18%	
Very dissatisfied	376	9%	
<i>Number of cases</i>	4052	100%	

Q2h Gathering places or facilities for large scale events in Douglas County today

Satisfied	2192	54%	
Very satisfied	609	15%	
Satisfied, not very	1582	39%	
Neither	1222	30%	
Dissatisfied	638	16%	
Dissatisfied, not very	522	13%	
Very dissatisfied	117	3%	
<i>Number of cases</i>	4052	100%	



Q3 If you could make one or two improvements in those types of amenities, facilities or programs in Douglas County, what would those be?

Natural space; open space; green space	1055	26%	
Sports fields, sports complex; activity & event centers	900	22%	
Development; growth	851	21%	
Parks	658	16%	
Preservation of land; wildlife; historical sites, etc.	612	15%	
Trail, paths, sidewalks	551	14%	
Playgrounds; child; kid; youth; teen	526	13%	
Baseball; softball; football; soccer; golf	307	8%	
Maintenance; upgrades; improvements	286	7%	
Access; seniors; handicap; ADA compliance	257	6%	
Aquatics, pools, VMAC	231	6%	
Bicycles, bicycle paths, lanes	206	5%	
Traffic, road issues	185	5%	
Rec centers; athletic facilities	184	5%	
Castle Rock	174	4%	
Water; water management	145	4%	
Safety, security, crime	133	3%	
Taxes, costs, spending, revenue concerns	120	3%	
Ice rink, hockey, skating	113	3%	
<i>Number of cases</i>	4052	100%	

Q3 If you could make one or two improvements in those types of amenities, facilities or programs in Douglas County, what would those be? (continued)

Racquet & court sports	101	2%	■
Fairgrounds	101	2%	■
Highlands Ranch	92	2%	■
Parker	89	2%	■
Sterling Ranch	73	2%	■
Spaces, venues for gatherings, picnics, festivals	70	2%	■
Parking	70	2%	■
Scenic views, landscapes beauty; quiet, peaceful areas	67	2%	■
Wildcat Regional Park	64	2%	■
Communication; signage; information	59	1%	■
Dog parks, off-leash areas, leash enforcement, etc.	51	1%	■
County Commissioners	38	1%	■
Other specific	179	4%	■
Other general	19	0%	■
Nothing; none; no suggestion; leave as is	219	5%	■
Don't know; no answer; no comment	231	6%	■
<i>Number of cases</i>	<i>4052</i>	<i>100%</i>	



Q4 Preferred option

Smaller neighborhood parks with fewer, more focused facilities	1919	47%	
Larger regional parks with multiple uses & facilities	2133	53%	
<i>Number of cases</i>	<i>4052</i>	<i>100%</i>	



Q5 Preferred option

Preserving more open space	2798	69%	
Developing more active parks	1254	31%	
<i>Number of cases</i>	<i>4052</i>	<i>100%</i>	


Q6 Preferred option

More ballfields for baseball, softball, & soccer	2032	50%	
More courts for tennis, PB, racquet & handball, basketball	2020	50%	
<i>Number of cases</i>	<i>4052</i>	<i>100%</i>	


Q7 Preferred option

Trails that connect various communities	1930	48%	
Open space buffers between communities	2122	52%	
<i>Number of cases</i>	<i>4052</i>	<i>100%</i>	


Q8a Future spending to create buffers between communities










Q8b Future spending to conserve lands along streams & lakes that also protect water quality










Q8c Future spending to conserve working farms & ranches










Q8d Future spending to preserve scenic views & landscapes

Approve	3646	90%	
Strongly approve	2524	62%	
Approve, not strongly	1122	28%	
Neither	337	8%	
Disapprove	69	2%	
Disapprove, not strongly	39	1%	
Strongly disapprove	30	1%	
<i>Number of cases</i>	4052	100%	













Q8e Future spending to create & maintain recreational amenities & facilities

Approve	2978	73%	
Strongly approve	1530	38%	
Approve, not strongly	1448	36%	
Neither	637	16%	
Disapprove	436	11%	
Disapprove, not strongly	249	6%	
Strongly disapprove	188	5%	
<i>Number of cases</i>	4052	100%	













Q8f Future spending to maintain, conserve & preserve historic resources

Approve	3289	81%	
Strongly approve	1884	46%	
Approve, not strongly	1405	35%	
Neither	624	15%	
Disapprove	139	3%	
Disapprove, not strongly	102	3%	
Strongly disapprove	37	1%	
<i>Number of cases</i>	4052	100%	

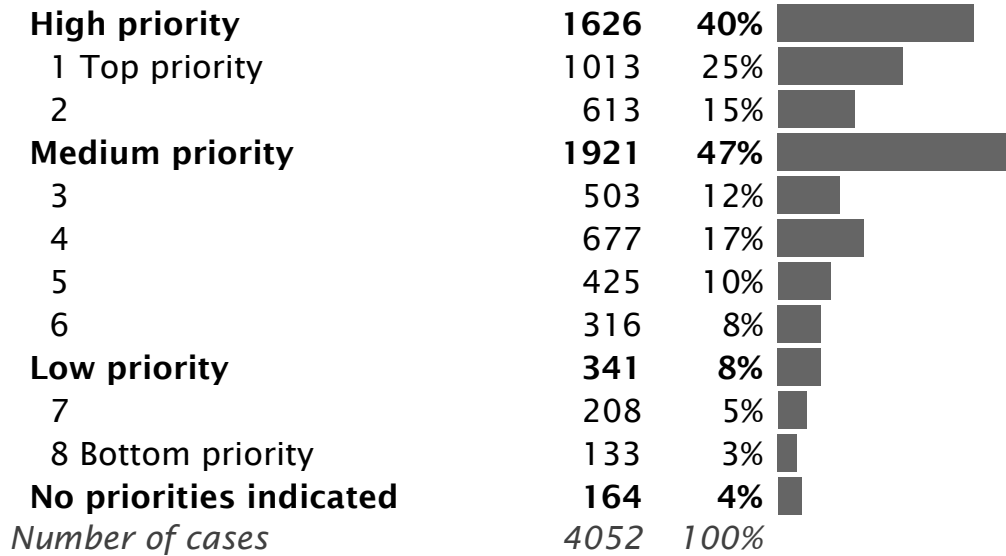
Q9a Parks priority (mean = 4.6)

High priority	1077	27%	
1 Top priority	363	9%	
2	715	18%	
Medium priority	1800	44%	
3	385	9%	
4	284	7%	
5	456	11%	
6	676	17%	
Low priority	1010	25%	
7	786	19%	
8 Bottom priority	224	6%	
No priorities indicated	164	4%	
<i>Number of cases</i>	4052	100%	

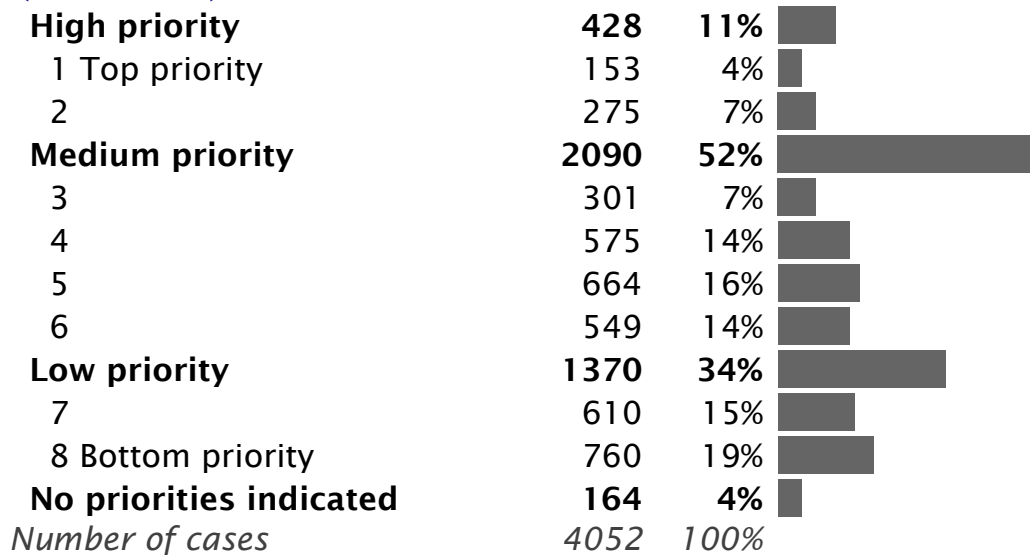
Q9b Trails priority (mean = 4.4)

High priority	854	21%	
1 Top priority	352	9%	
2	502	12%	
Medium priority	2342	58%	
3	622	15%	
4	506	12%	
5	563	14%	
6	652	16%	
Low priority	691	17%	
7	470	12%	
8 Bottom priority	222	5%	
No priorities indicated	164	4%	
<i>Number of cases</i>	4052	100%	













Q9c Open space priority
(mean = 3.3)















Q9d Buffers between development priority
(mean = 5.4)



Q9e Historic resource preservation priority (mean = 5.3)

High priority	480	12%	
1 Top priority	140	3%	
2	341	8%	
Medium priority	2023	50%	
3	450	11%	
4	516	13%	
5	553	14%	
6	504	12%	
Low priority	1384	34%	
7	654	16%	
8 Bottom priority	730	18%	
No priorities indicated	164	4%	
<i>Number of cases</i>	<i>4052</i>	<i>100%</i>	

Q9f Land, water, & ranch preservation priority (mean = 3.9)

High priority	1191	29%	
1 Top priority	669	17%	
2	522	13%	
Medium priority	2123	52%	
3	692	17%	
4	454	11%	
5	493	12%	
6	484	12%	
Low priority	573	14%	
7	377	9%	
8 Bottom priority	197	5%	
No priorities indicated	164	4%	
<i>Number of cases</i>	<i>4052</i>	<i>100%</i>	








Q9g Preserving scenic views & landscapes priority (mean = 3.9)

High priority	1093	27%	
1 Top priority	450	11%	
2	643	16%	
Medium priority	2365	58%	
3	730	18%	
4	674	17%	
5	492	12%	
6	469	12%	
Low priority	430	11%	
7	261	6%	
8 Bottom priority	169	4%	
No priorities indicated	164	4%	
<i>Number of cases</i>	4052	100%	








Q9h Recreation facilities priority (mean = 5.3)

High priority	1025	25%	
1 Top priority	748	18%	
2	277	7%	
Medium priority	887	22%	
3	206	5%	
4	202	5%	
5	242	6%	
6	237	6%	
Low priority	1976	49%	
7	523	13%	
8 Bottom priority	1453	36%	
No priorities indicated	164	4%	
<i>Number of cases</i>	4052	100%	








Q10a Each area in the county gets an equitable, proportionate share of funding

Important	2024	50%	
Very important	839	21%	
Important, not very	1185	29%	
Neutral	1212	30%	
Not important	816	20%	
Not very important	489	12%	
Not at all important	327	8%	
<i>Number of cases</i>	4052	100%	








Q10b Each age group of the population gets an equitable, proportionate share of funding

Important	1799	44%	
Very important	575	14%	
Important, not very	1225	30%	
Neutral	1368	34%	
Not important	885	22%	
Not very important	484	12%	
Not at all important	402	10%	
<i>Number of cases</i>	4052	100%	








Q10c Previously underfunded areas & categories of the population get a larger share of the funds moving forward

Important	1598	39%	
Very important	431	11%	
Important, not very	1167	29%	
Neutral	1461	36%	
Not important	992	24%	
Not very important	565	14%	
Not at all important	427	11%	
<i>Number of cases</i>	4052	100%	








Q10d Having a park or trail amenity within a 10-minute drive for every County resident

Important	2115	52%	
Very important	814	20%	
Important, not very	1301	32%	
Neutral	1148	28%	
Not important	789	19%	
Not very important	450	11%	
Not at all important	338	8%	
<i>Number of cases</i>	<i>4052</i>	<i>100%</i>	








Q10e The fastest growing parts of the county get the greatest funding

Important	1111	27%	
Very important	276	7%	
Important, not very	835	21%	
Neutral	1337	33%	
Not important	1604	40%	
Not very important	893	22%	
Not at all important	710	18%	
<i>Number of cases</i>	<i>4052</i>	<i>100%</i>	








Q10f Areas with residents most likely to use parks, trails & recreation programs get the most funding

Important	2495	62%	
Very important	883	22%	
Important, not very	1612	40%	
Neutral	1141	28%	
Not important	416	10%	
Not very important	237	6%	
Not at all important	180	4%	
<i>Number of cases</i>	<i>4052</i>	<i>100%</i>	








Q11 Implementing a master plan for, & improvements at the County Fairgrounds

Approval	1695	42%	
Strong approval	738	18%	
Approval, not strong	957	24%	
Neutral	1571	39%	
Disapproval	786	19%	
Disapproval, not strong	450	11%	
Strong disapproval	336	8%	
<i>Number of cases</i>	<i>4052</i>	<i>100%</i>	

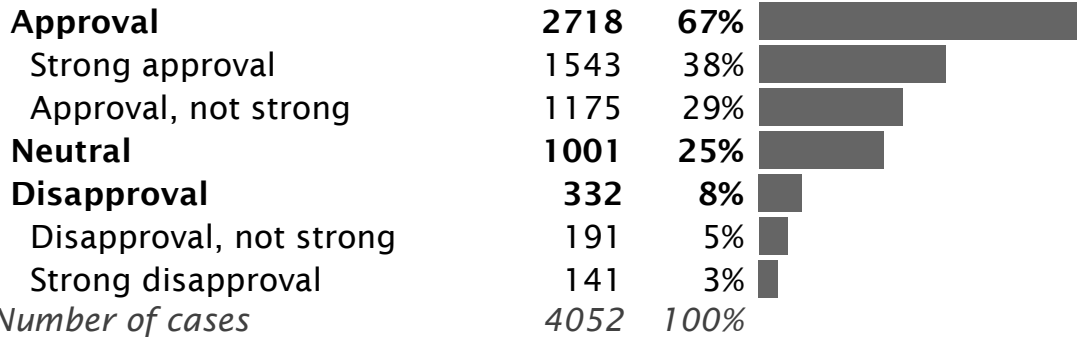
Q12 Adding more youth sports fields, especially for baseball

Approval	1284	32%	
Strong approval	751	19%	
Approval, not strong	533	13%	
Neutral	1364	34%	
Disapproval	1404	35%	
Disapproval, not strong	701	17%	
Strong disapproval	703	17%	
<i>Number of cases</i>	<i>4052</i>	<i>100%</i>	

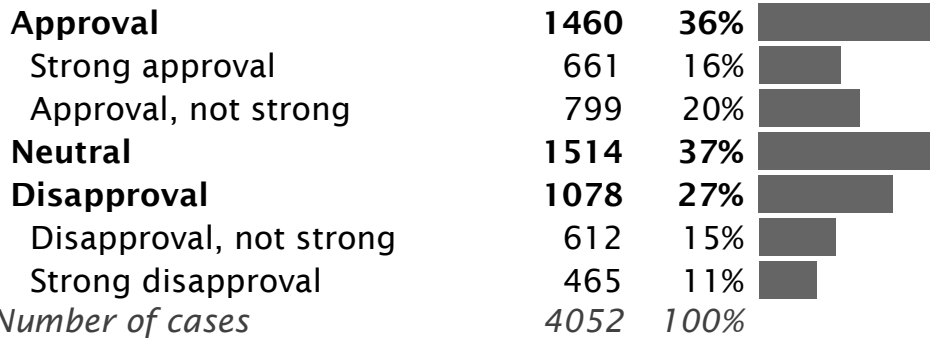
Q13 Creating & improving parks in partnerships with city governments & special districts in the county

Approval	2437	60%	
Strong approval	1030	25%	
Approval, not strong	1407	35%	
Neutral	1237	31%	
Disapproval	378	9%	
Disapproval, not strong	192	5%	
Strong disapproval	185	5%	
<i>Number of cases</i>	<i>4052</i>	<i>100%</i>	

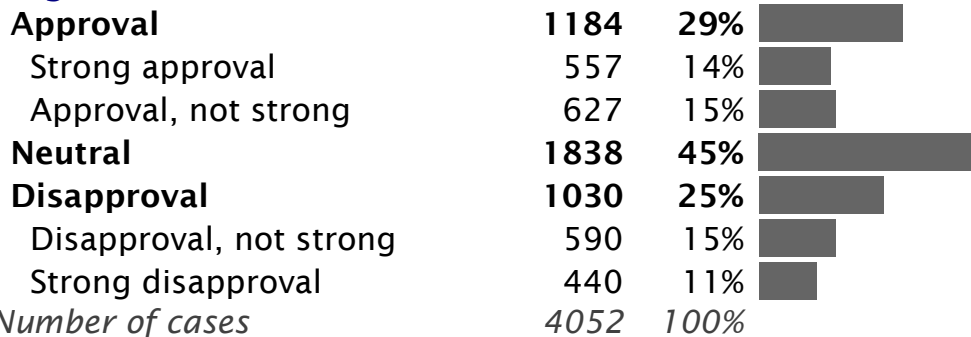
Q14 Ensuring public access for current & future open space acquisitions










Q15 Funding for a regional park or facility for the new & fast-growing Sterling Ranch area in northwest Douglas County










Q16 Funding High Note Regional Park in Lone Tree










Q17 Funding for Cherokee Ranch restoration & renovation

Approval	1611	40%	
Strong approval	839	21%	
Approval, not strong	772	19%	
Neutral	1666	41%	
Disapproval	775	19%	
Disapproval, not strong	514	13%	
Strong disapproval	261	6%	
<i>Number of cases</i>	4052	100%	








Q18 Developing the Wildcat Regional Park via partnerships with other localities

Approval	1382	34%	
Strong approval	631	16%	
Approval, not strong	751	19%	
Neutral	1536	38%	
Disapproval	1134	28%	
Disapproval, not strong	366	9%	
Strong disapproval	769	19%	
<i>Number of cases</i>	4052	100%	








Q19 Interconnecting existing & future trails countywide

Approval	2336	58%	
Strong approval	1083	27%	
Approval, not strong	1253	31%	
Neutral	1250	31%	
Disapproval	466	12%	
Disapproval, not strong	320	8%	
Strong disapproval	146	4%	
<i>Number of cases</i>	4052	100%	








Q20 Ensuring equitable funding for recreational facilities that serve residents with special needs & disabilities

Approval	2367	58%	
Strong approval	1059	26%	
Approval, not strong	1308	32%	
Neutral	1241	31%	
Disapproval	444	11%	
Disapproval, not strong	265	7%	
Strong disapproval	179	4%	
<i>Number of cases</i>	<i>4052</i>	<i>100%</i>	








Q21 Ensuring funding for recreational facilities that serve older adults & seniors

Approval	2108	52%	
Strong approval	952	23%	
Approval, not strong	1157	29%	
Neutral	1343	33%	
Disapproval	601	15%	
Disapproval, not strong	433	11%	
Strong disapproval	168	4%	
<i>Number of cases</i>	<i>4052</i>	<i>100%</i>	








Q22 Ensuring funding for recreational facilities that serve young families

Approval	2322	57%	
Strong approval	1242	31%	
Approval, not strong	1079	27%	
Neutral	1249	31%	
Disapproval	482	12%	
Disapproval, not strong	304	8%	
Strong disapproval	178	4%	
<i>Number of cases</i>	<i>4052</i>	<i>100%</i>	








Q23 Ensuring funding for adult & youth club or team leagues & sports

Approval	1969	49%	
Strong approval	1095	27%	
Approval, not strong	874	22%	
Neutral	1205	30%	
Disapproval	878	22%	
Disapproval, not strong	508	13%	
Strong disapproval	370	9%	
<i>Number of cases</i>	<i>4052</i>	<i>100%</i>	








Q24 Cherokee Ranch & Castle restoration & renovation

Appealing	1555	38%	
Very appealing	823	20%	
Appealing, not very	732	18%	
Neutral	1303	32%	
Not appealing	1194	29%	
Not too appealing	543	13%	
Not very appealing	651	16%	
<i>Number of cases</i>	<i>4052</i>	<i>100%</i>	








Q25 An expanded fairground facility that could host large rodeos, stock shows, equestrian events & polo, along with a museum of Colorado ranching & rural life

Appealing	1538	38%	
Very appealing	686	17%	
Appealing, not very	852	21%	
Neutral	1068	26%	
Not appealing	1446	36%	
Not too appealing	559	14%	
Not very appealing	886	22%	
<i>Number of cases</i>	<i>4052</i>	<i>100%</i>	








Q26 A large botanic park & oasis with global flora, gardens, conservatories, pools, trails, & seasonal events & experiences

Appealing	2119	52%	
Very appealing	1133	28%	
Appealing, not very	986	24%	
Neutral	895	22%	
Not appealing	1038	26%	
Not too appealing	492	12%	
Not very appealing	546	13%	
<i>Number of cases</i>	4052	100%	








Q27 A mega-complex of sports fields & facilities large enough to host state, regional, & nationwide youth & adult sports & cheer tournaments & events

Appealing	1560	38%	
Very appealing	1039	26%	
Appealing, not very	521	13%	
Neutral	711	18%	
Not appealing	1781	44%	
Not too appealing	465	11%	
Not very appealing	1316	32%	
<i>Number of cases</i>	4052	100%	














Q28 A massive bicycle park with outdoor trails as well as indoor trails for year-round usage, with jumps & drops for bicyclists of all ages & skill levels

Appealing	1286	32%	
Very appealing	574	14%	
Appealing, not very	711	18%	
Neutral	1137	28%	
Not appealing	1629	40%	
Not too appealing	620	15%	
Not very appealing	1009	25%	
<i>Number of cases</i>	<i>4052</i>	<i>100%</i>	






Q29 A large-scale outdoor art & sculpture garden with walking & driving trails

Appealing	1247	31%	
Very appealing	565	14%	
Appealing, not very	682	17%	
Neutral	1002	25%	
Not appealing	1803	44%	
Not too appealing	767	19%	
Not very appealing	1036	26%	
<i>Number of cases</i>	<i>4052</i>	<i>100%</i>	





Q30a Most appealing options

Cherokee Ranch Prairie Garden Amphitheatre	1265	31%	
Most appealing	621	15%	
Expanded Fairground for large events	1207	30%	
Most appealing	512	13%	
Botanic Park & Oasis	1842	45%	
Most appealing	1014	25%	
Mega-Sports Event Complex	1337	33%	
Most appealing	1037	26%	
Massive Bicycle Park	769	19%	
Most appealing	290	7%	
Outdoor Art & Sculpture Garden	764	19%	
Most appealing	119	3%	
None appealing	460	11%	
<i>Number of cases</i>	<i>4052</i>	<i>100%</i>	






Q30b Least appealing option

Cherokee Ranch Prairie Garden Amphitheatre	302	7%	
Expanded Fairground for large events	544	13%	
Botanic Park & Oasis	197	5%	
Mega-Sports Event Complex	1324	33%	
Massive Bicycle Park	772	19%	
Outdoor Art & Sculpture Garden	648	16%	
None not appealing	265	7%	
<i>Number of cases</i>	<i>4052</i>	<i>100%</i>	














Q31 How often do you or a member of your family use a park, trails, historic resources or open space inside Douglas County

Frequently	2451	60%	
Occasionally	1159	29%	
Seldom	385	10%	
Never	57	1%	
<i>Number of cases</i>	4052	100%	

Q32 How the park, trail, historic resource or open space that you use most often is funded

By Douglas County government	1135	28%	
By a city government	510	13%	
By another public or private entity	418	10%	
I'm not sure	1932	48%	
Not asked	57	1%	
<i>Number of cases</i>	4052	100%	



Q33 Household type

School children	2134	53%	
Older adults, seniors	1930	48%	
Persons with special needs	421	10%	
Campers	2135	53%	
Runners	1588	39%	
Youth sports participants or coaches	1829	45%	
Hikers or climbers	2908	72%	
Daily walkers	3505	86%	
Regular swimmers	1433	35%	
Regular bikers	1890	47%	
4H club or FFA members	233	6%	
Horseback riders	536	13%	
None	36	1%	
<i>Number of cases</i>	4052	100%	



Q34 Live or work within a 10-minute drive from a Douglas County park, trail or open space?

Yes, within a 10-minute drive	3646	90%	
No, not that close	406	10%	
<i>Number of cases</i>	4052	100%	






Q35 Own home or residence place has a large yard or outdoor space, or not?

Have a large yard or outdoor space	2369	58%	
Does NOT have a large yard or outdoor space	1683	42%	
<i>Number of cases</i>	4052	100%	






Q36 Own, rent or lease current home or residence

Own	3741	92%	
Rent/lease	311	8%	
<i>Number of cases</i>	<i>4052</i>	<i>100%</i>	






Q37 Adults, 18 or older, living in home or residence

1	406	10%	
2 or more	3646	90%	
2	2438	60%	
3	726	18%	
4 or more	483	12%	
<i>Number of cases</i>	<i>4052</i>	<i>100%</i>	






Q38 Employed adults, 18 or older, living in home or residence

None	718	18%	
1 or more	3334	82%	
1	1083	27%	
2	1704	42%	
3	547	14%	
<i>Number of cases</i>	<i>4052</i>	<i>100%</i>	








Q39 Children under 18 living in home

None	1982	49%	
1 or more	2070	51%	
1	645	16%	
2	915	23%	
3	510	13%	
<i>Number of cases</i>	<i>4052</i>	<i>100%</i>	

Q37-Q39 Family type

Child	2070	51%	
Traditional family	496	12%	
Double income	1397	34%	
No child	1982	49%	
Double income	854	21%	
<i>Number of cases</i>	<i>4052</i>	<i>100%</i>	










Q40 Education

Not a college graduate	1535	38%	
Grade school	152	4%	
High school	365	9%	
Some college, trade school, or Associate's degree	1017	25%	
College graduate	2517	62%	
Bachelor's degree	1665	41%	
Advanced degree	852	21%	
<i>Number of cases</i>	<i>4052</i>	<i>100%</i>	

Q41 Years lived in Douglas County

Less than 10 years	1343	33%	
10 to 20 years	1135	28%	
More than 20 years	1086	27%	
Native	488	12%	
<i>Number of cases</i>	<i>4052</i>	<i>100%</i>	

Age

Less than 40	1442	36%	
18 - 29	707	17%	
30 - 39	735	18%	
40 to 59	1508	37%	
40 - 49	799	20%	
50 - 59	709	18%	
60 or more	1101	27%	
60 - 69	611	15%	
70 or more	491	12%	
<i>Number of cases</i>	<i>4052</i>	<i>100%</i>	


Party affiliation by age

Republican	1284	32%	
Less than 50	629	16%	
50 or more	655	16%	
Democratic	690	17%	
Less than 50	420	10%	
50 or more	270	7%	
Unaffiliated; other	2012	50%	
Less than 50	1129	28%	
50 or more	882	22%	
Not registered	66	2%	
<i>Number of cases</i>	4052	100%	

Sex by age & party affiliation




Male	2013	50%	
Less than 50	1123	28%	
50 or more	890	22%	
Republican	685	17%	
Democratic	313	8%	
Unaffiliated, other	973	24%	
Female	2011	50%	
Less than 50	1103	27%	
50 or more	908	22%	
Republican	598	15%	
Democratic	377	9%	
Unaffiliated, other	1012	25%	
Other	28	1%	
<i>Number of cases</i>	4052	100%	

Years registered to vote







Less than 5	1038	26%	
5 to 10	1134	28%	
More than 10	1813	45%	
Not registered	66	2%	
<i>Number of cases</i>	4052	100%	

Board of County

Commissioners District

District I (NE) - Abe Laydon (980)	1385	34%	
District II (South) - George Teal (1372)	1397	34%	
District III (NW) - Lora Thomas (1700)	1270	31%	
<i>Number of cases</i>	4052	100%	

Area, Place, or Municipality

Castle Pines (216)	137	3%	
Castle Rock (842)	814	20%	
Highlands Ranch (1135)	1130	28%	
Lone Tree (348)	168	4%	
Parker (446)	660	16%	
Other (1065)	1142	28%	
<i>Number of cases</i>	4052	100%	