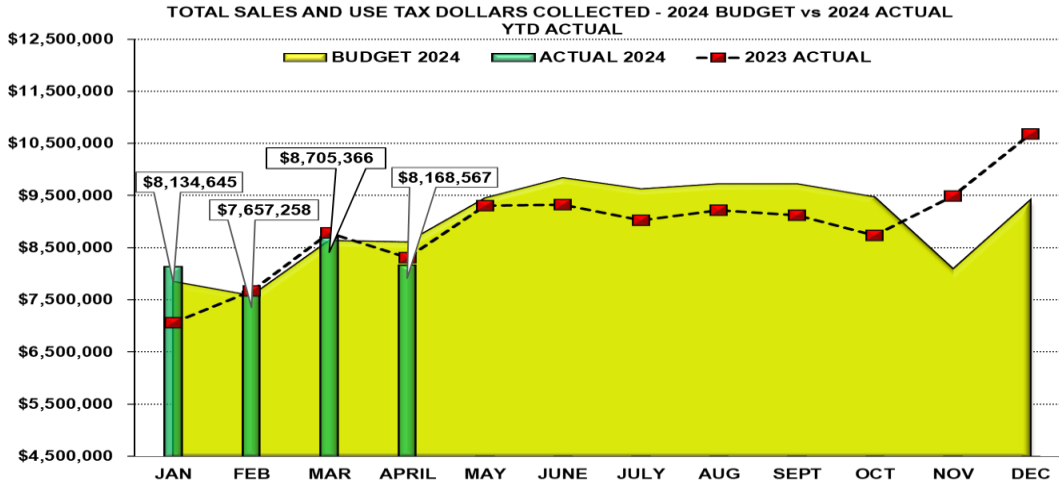
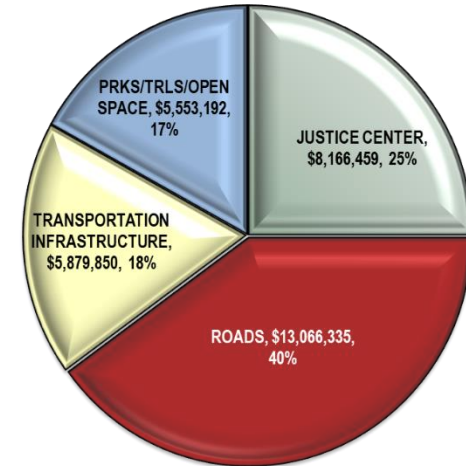


# DOUGLAS COUNTY SALES AND USE TAX COLLECTION STATUS – APRIL 2024



SALES AND USE TAX SUMMARY BY PURPOSE YEAR-TO-DATE  
April 2024 - \$32,665,836

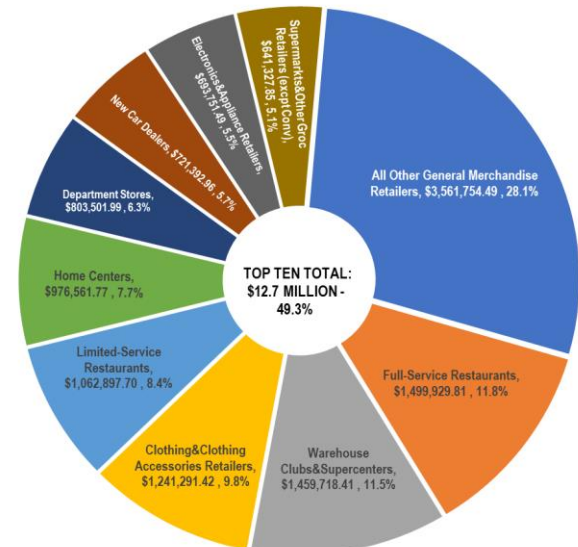
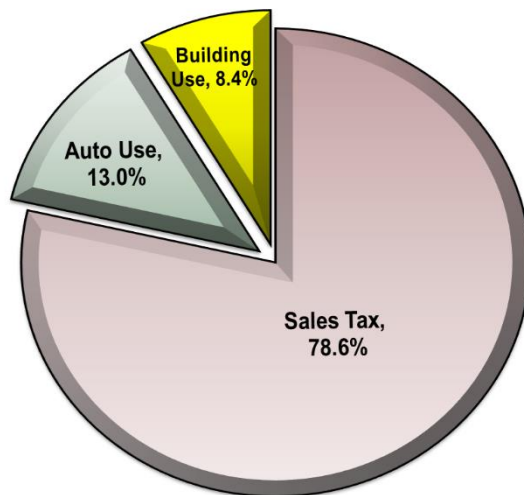


Tax Type	2024 Budget	2024 Actual	2023 Actual	'24 vs '23 YTD %	'24 vs '23 YTD \$ (+/-)
Sales Tax	\$ 26,705,818	\$ 25,668,248	\$ 25,536,429	0.5% *	\$ 131,819
Auto Use	4,322,135	\$ 4,240,644	4,133,000	2.6%	\$ 107,644
Building Use	1,659,761	\$ 2,756,944	2,150,984	28.2%	\$ 605,960
<b>TOTAL</b>	<b>\$ 32,687,714</b>	<b>\$ 32,665,836</b>	<b>\$ 31,820,413</b>	<b>2.7%</b>	<b>\$ 845,423</b>

\* Sales Tax increase is due to audits for prior periods, totaling -\$215,306. True current Year-to-Date Sales Tax is \$25,452,942. 24 Budget vs '24 Actual is a -4.7% decrease overall.

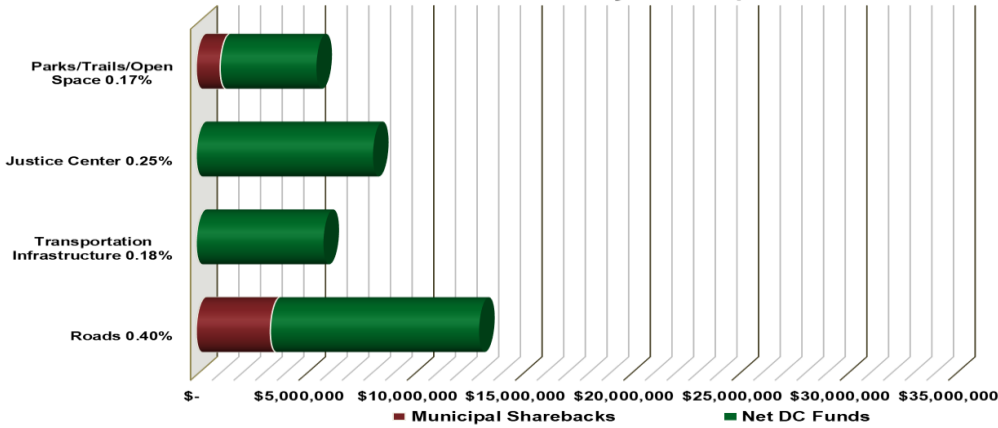
Top Ten North American Industry Code Cumulative % of Sales Tax Revenue Earned April 2024 -  
Total Sales Tax Collected \$25,668,248

Revenue Sources as a % of Total Taxes Collected



# DOUGLAS COUNTY SALES AND USE TAX COLLECTION STATUS – APRIL 2024 (continued)

Sales & Use Tax Allocation by Fund - April 2024



Through April 2024	Total S&U Tax Collected	Municipal Sharebacks	Net DC Funds	% of Municipal Sharebacks
Roads 0.40%	13,066,335	3,428,942	9,637,393	26.2%
Transportation Infrastructure 0.18%	5,879,850	-	5,879,850	0.0%
Justice Center 0.25%	8,166,459	-	8,166,459	0.0%
Parks/Trails/Open Space 0.17%	5,553,192	1,110,638	4,442,554	20.0%
<b>YTD TOTAL</b>	<b>\$ 32,665,836</b>	<b>\$ 4,539,580</b>	<b>\$ 28,126,256</b>	

Alignment to Board of County Commissioners  
Core Priorities through April 2024 - \$32,665,836

