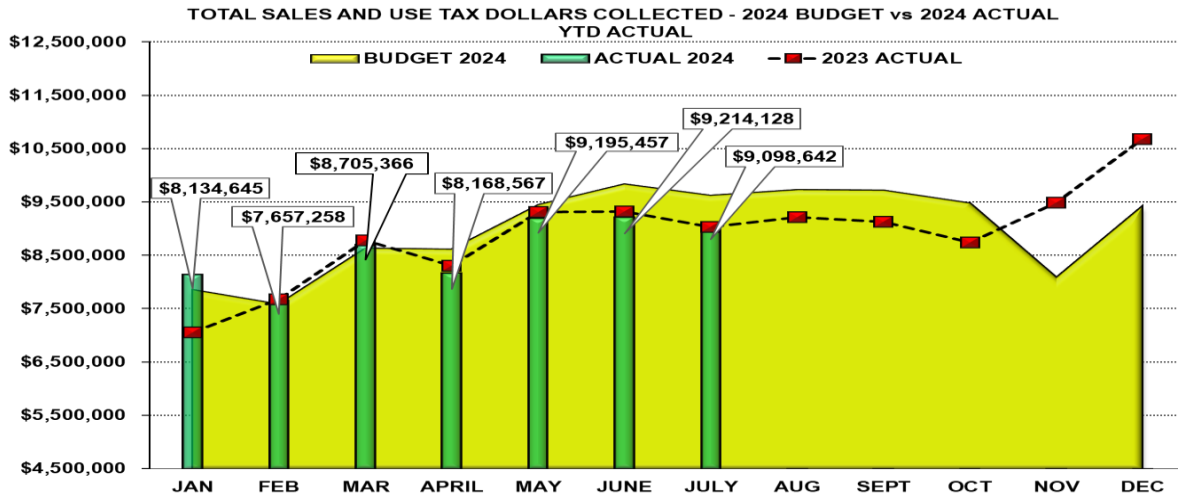
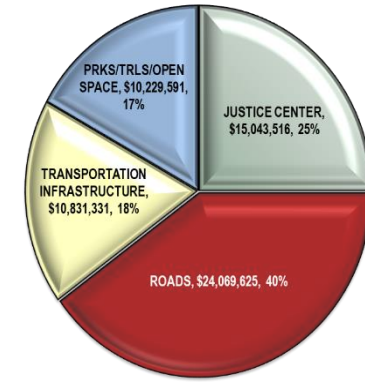


# DOUGLAS COUNTY SALES AND USE TAX COLLECTION STATUS – July 2024



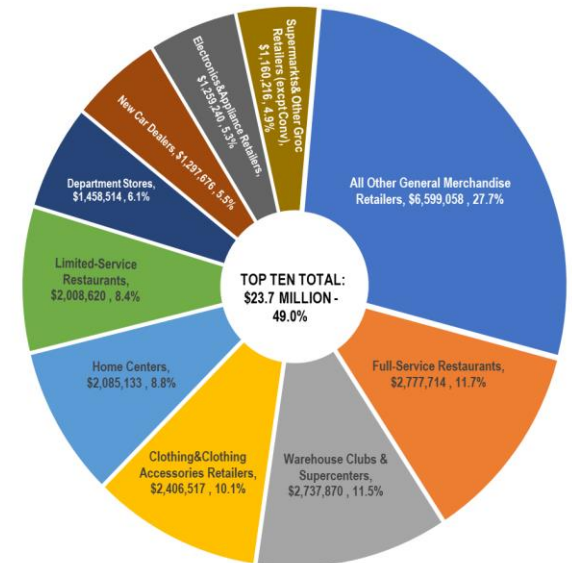
SALES AND USE TAX SUMMARY BY PURPOSE YEAR-TO-DATE  
July 2024 - \$60,174,063



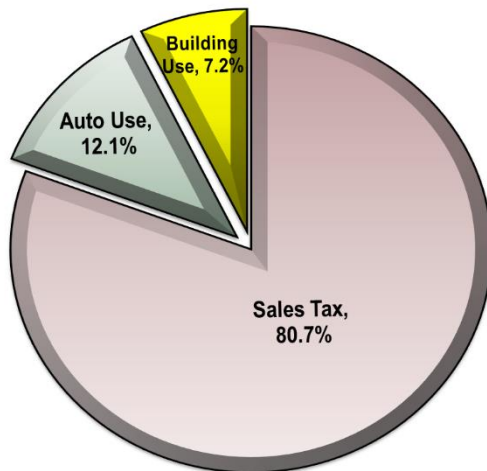
Tax Type	2024 Budget	2024 Actual	2023 Actual	'24 vs '23 YTD %	'24 vs '23 YTD \$ (+/-)
Sales Tax	\$ 51,025,185	\$ 48,568,566	\$ 48,182,911	0.8% *	\$ 385,655
Auto Use	7,730,737	7,275,567	7,403,366	-1.7%	\$ (127,799)
Building Use	2,838,946	4,329,930	3,893,980	11.2%	\$ 435,950
<b>TOTAL</b>	<b>\$ 61,594,868</b>	<b>\$ 60,174,063</b>	<b>\$ 59,480,257</b>	<b>1.2%</b>	<b>\$ 693,806</b>

\* Sales Tax increase is due to audits for prior periods, totaling \$176,039. True current Year-to-Date Sales Tax is \$48,744,605. '24 Budget vs '24 Actual is a -4.5% decrease overall.

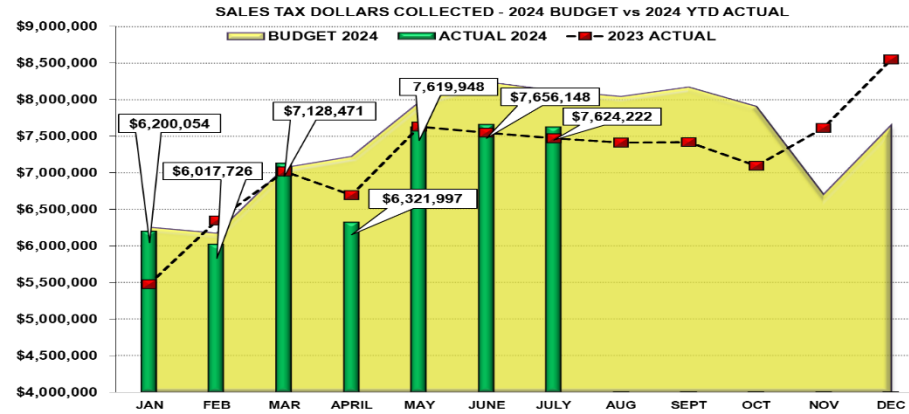
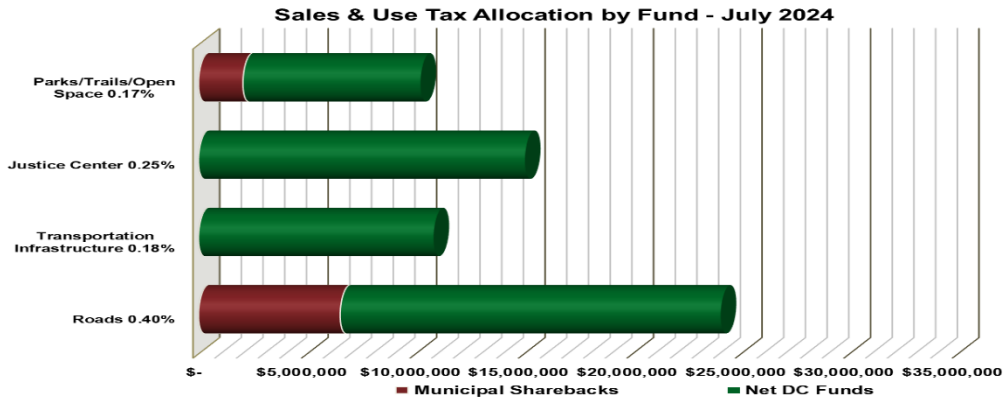
Top Ten North American Industry Code Cumulative % of Sales Tax Revenue Earned July 2024 - Total Sales Tax Collected \$48,568,566



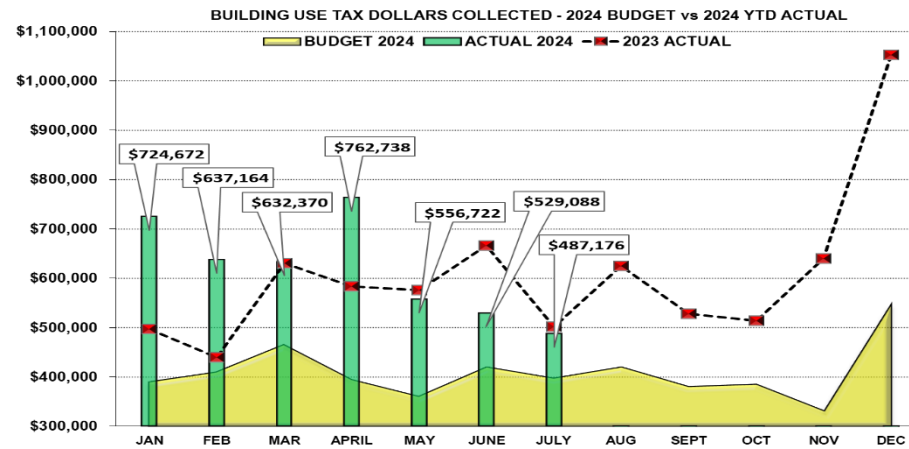
Revenue Sources as a % of Total Taxes Collected



# DOUGLAS COUNTY SALES AND USE TAX COLLECTION STATUS – July 2024 (continued)



Through July 2024	Total S&U Tax Collected	Municipal Sharebacks	Net DC Funds	% of Municipal Sharebacks
Roads 0.40%	24,069,625	6,530,468	17,539,157	27.1%
Transportation Infrastructure 0.18%	10,831,331	-	10,831,331	0.0%
Justice Center 0.25%	15,043,516	-	15,043,516	0.0%
Parks/Trails/Open Space 0.17%	10,229,591	2,045,918	8,183,673	20.0%
<b>YTD TOTAL \$</b>	<b>\$ 60,174,063</b>	<b>\$ 8,576,386</b>	<b>\$ 51,597,677</b>	



Alignment to Board of County Commissioners  
Core Priorities through July 2024 - \$60,174,063

