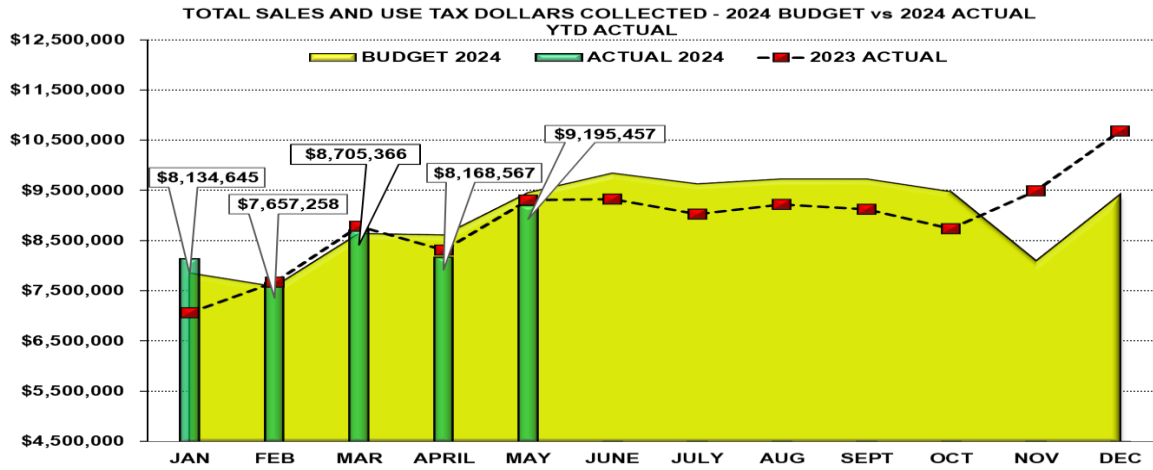
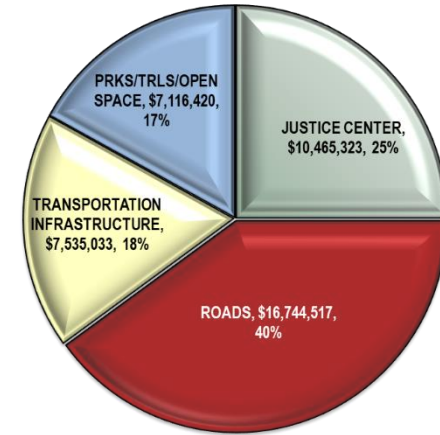


DOUGLAS COUNTY SALES AND USE TAX COLLECTION STATUS – MAY 2024



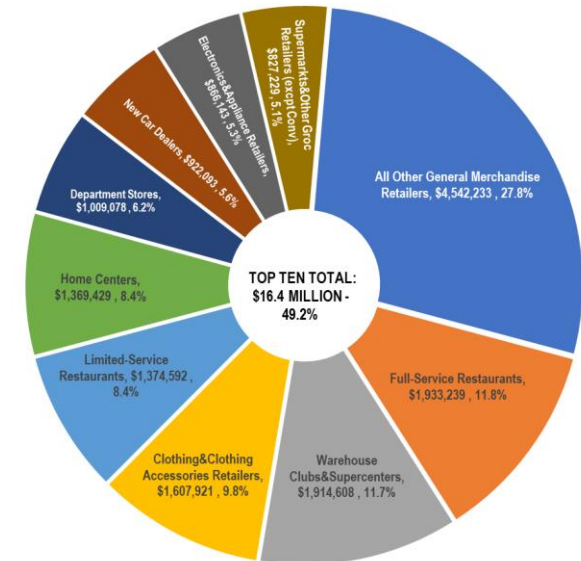
SALES AND USE TAX SUMMARY BY PURPOSE YEAR-TO-DATE
May 2024 - \$41,861,293



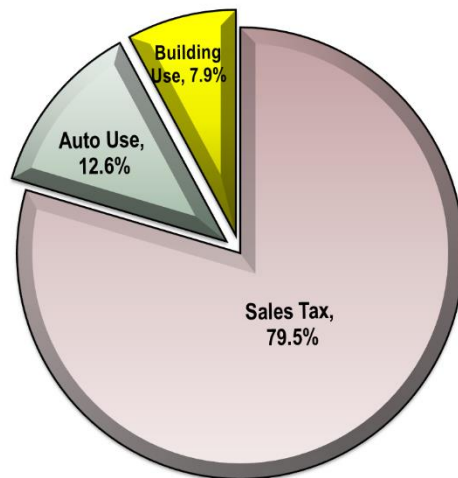
Tax Type	2024 Budget	2024 Actual	2023 Actual	'24 vs '23 YTD %	'24 vs '23 YTD \$ (+/-)
Sales Tax	\$ 34,666,224	\$ 33,288,196	\$ 33,163,996	0.4% *	\$ 124,200
Auto Use	5,450,124	5,259,431	5,236,529	0.4%	\$ 22,902
Building Use	2,021,129	3,313,666	2,727,007	21.5%	\$ 586,659
TOTAL	\$ 42,137,477	\$ 41,861,293	\$ 41,127,532	1.8%	\$ 733,761

* Sales Tax increase is due to audits for prior periods, totaling -\$86,816. True current Year-to-Date Sales Tax is \$33,201,380. '24 Budget vs '24 Actual is a -4.2% decrease overall.

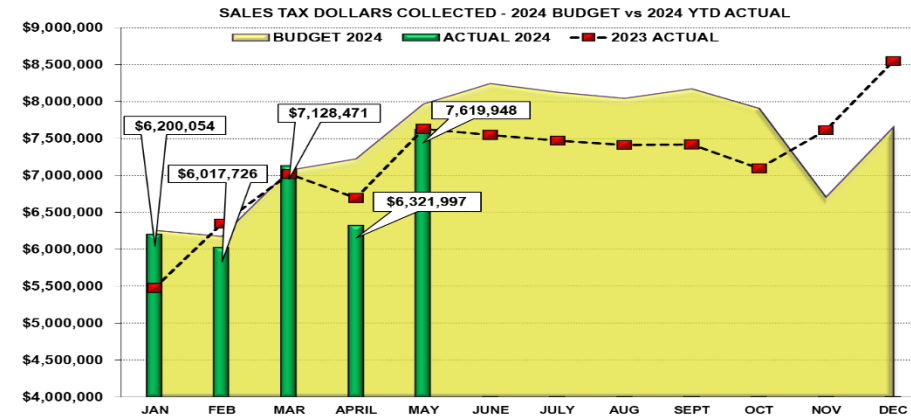
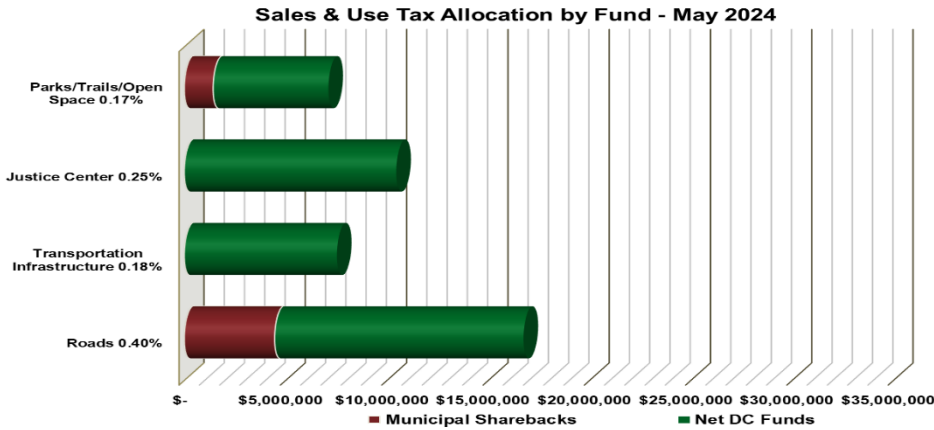
Top Ten North American Industry Code Cumulative % of Sales Tax Revenue Earned May 2024 -
Total Sales Tax Collected \$33,288,196



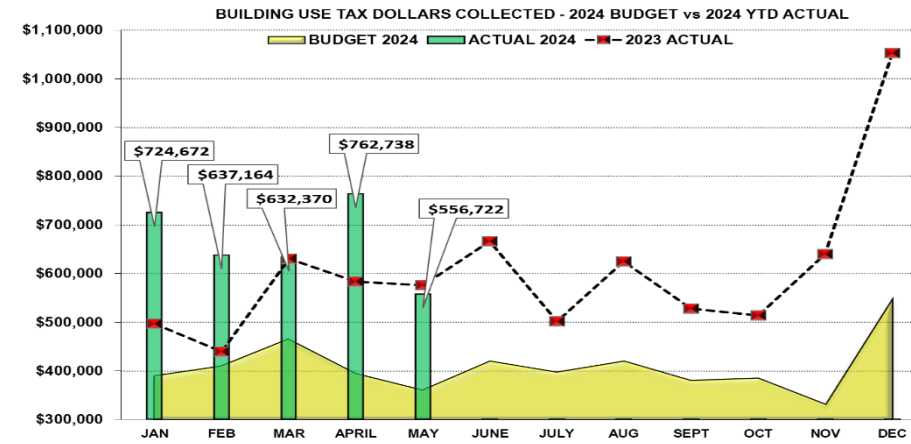
Revenue Sources as a % of Total Taxes Collected



DOUGLAS COUNTY SALES AND USE TAX COLLECTION STATUS – MAY 2024 (continued)



Through May 2024	Total S&U Tax Collected	Municipal Sharebacks	Net DC Funds	% of Municipal Sharebacks
Roads 0.40%	16,744,517	4,462,196	12,282,321	26.6%
Transportation Infrastructure 0.18%	7,535,033	-	7,535,033	0.0%
Justice Center 0.25%	10,465,323	-	10,465,323	0.0%
Parks/Trails/Open Space 0.17%	7,116,420	1,423,284	5,693,136	20.0%
YTD TOTAL	\$ 41,861,293	\$ 5,885,480	\$ 35,975,813	



Alignment to Board of County Commissioners
Core Priorities through May 2024 - \$41,861,293

