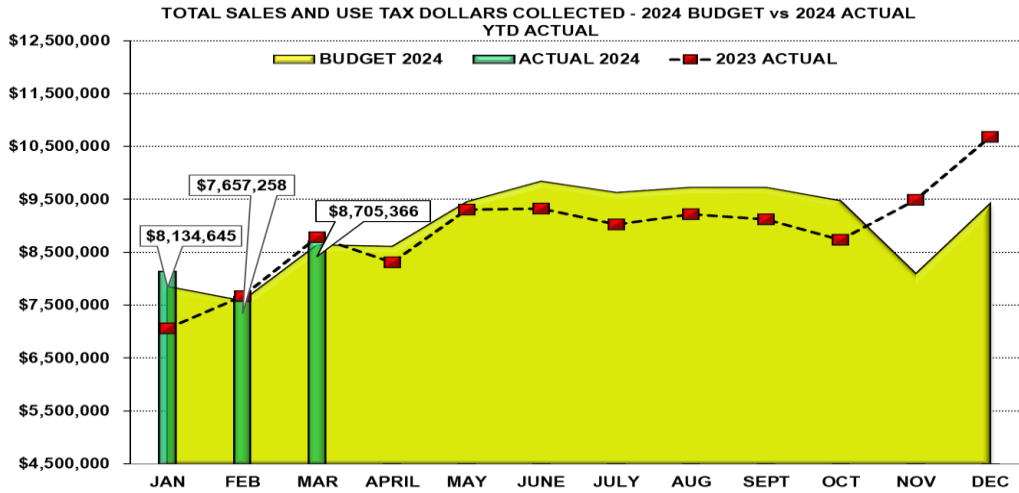
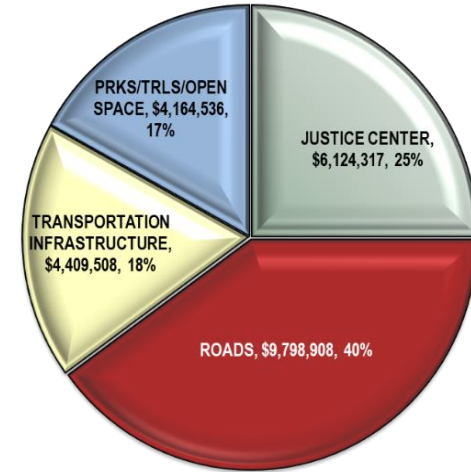


DOUGLAS COUNTY SALES AND USE TAX COLLECTION STATUS – MARCH 2024



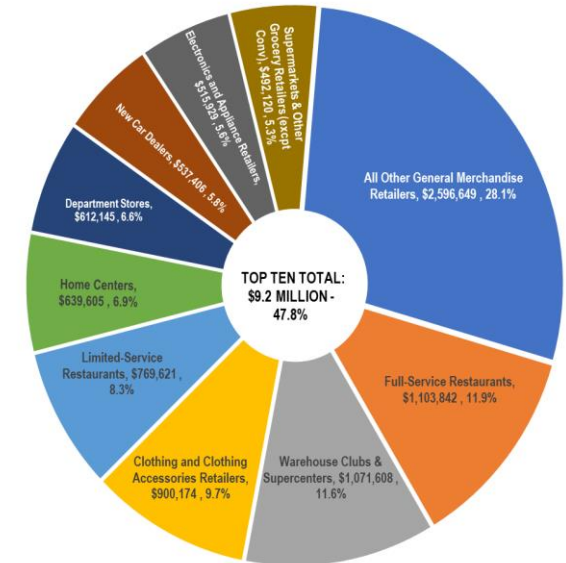
SALES AND USE TAX SUMMARY BY PURPOSE YEAR-TO-DATE
March 2024 - \$24,497,269



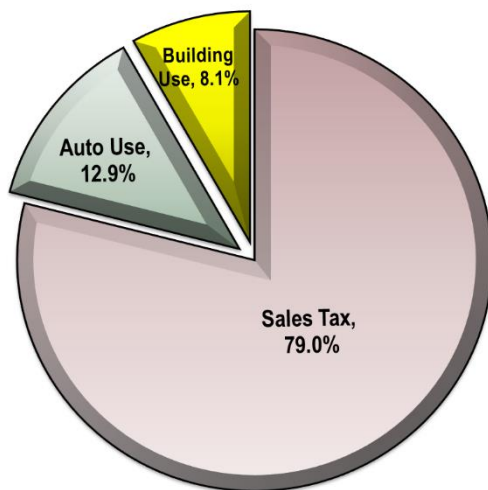
Tax Type	2024 Budget	2024 Actual	2023 Actual	'24 vs '23 YTD %	'24 vs '23 YTD \$ (+/-)
Sales Tax	\$ 19,486,231	\$ 19,346,251	\$ 18,839,162	2.7% *	\$ 507,089
Auto Use	3,324,091	\$ 3,156,812	3,107,318	1.6%	\$ 49,494
Building Use	1,264,909	\$ 1,994,206	1,567,223	27.2%	\$ 426,983
TOTAL	\$ 24,075,231	\$ 24,497,269	\$ 23,513,703	4.2%	\$ 983,566

* Sales Tax increase is due to audits for prior periods, totaling \$395,480. True current Year-to-Date Sales Tax is \$18,950,771. 24 Budget vs '24 Actual is a -2.7% decrease overall.

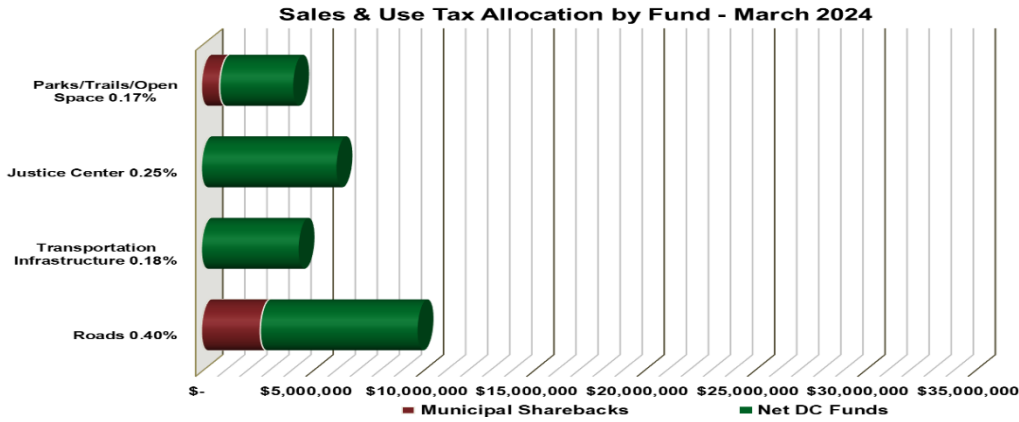
Top Ten North American Industry Code Cumulative % of Sales Tax Revenue Earned March 2024 -
Total Sales Tax Collected \$19,346,251



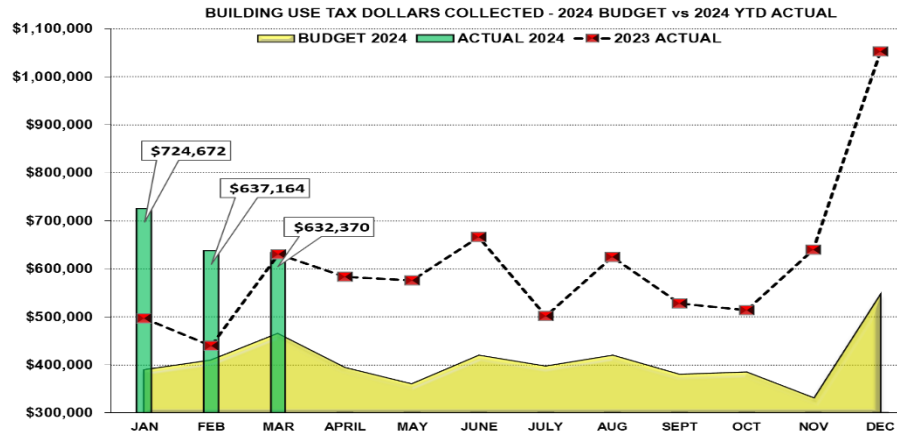
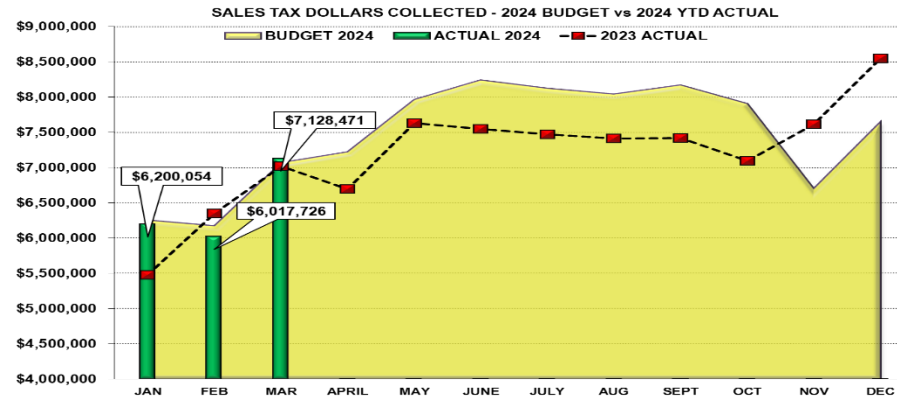
Revenue Sources as a % of Total Taxes Collected



DOUGLAS COUNTY SALES AND USE TAX COLLECTION STATUS – MARCH 2024 (continued)



Through March 2024	Total S&U Tax Collected	Municipal Sharebacks	Net DC Funds	% of Municipal Sharebacks
Roads 0.40%	9,798,908	2,674,563	7,124,345	27.3%
Transportation Infrastructure 0.18%	4,409,508	-	4,409,508	0.0%
Justice Center 0.25%	6,124,317	-	6,124,317	0.0%
Parks/Trails/Open Space 0.17%	4,164,536	832,907	3,331,629	20.0%
YTD TOTAL	\$ 24,497,269	\$ 3,507,470	\$ 20,989,799	



Alignment to Board of County Commissioners
Core Priorities through March 2024 - \$24,497,269

