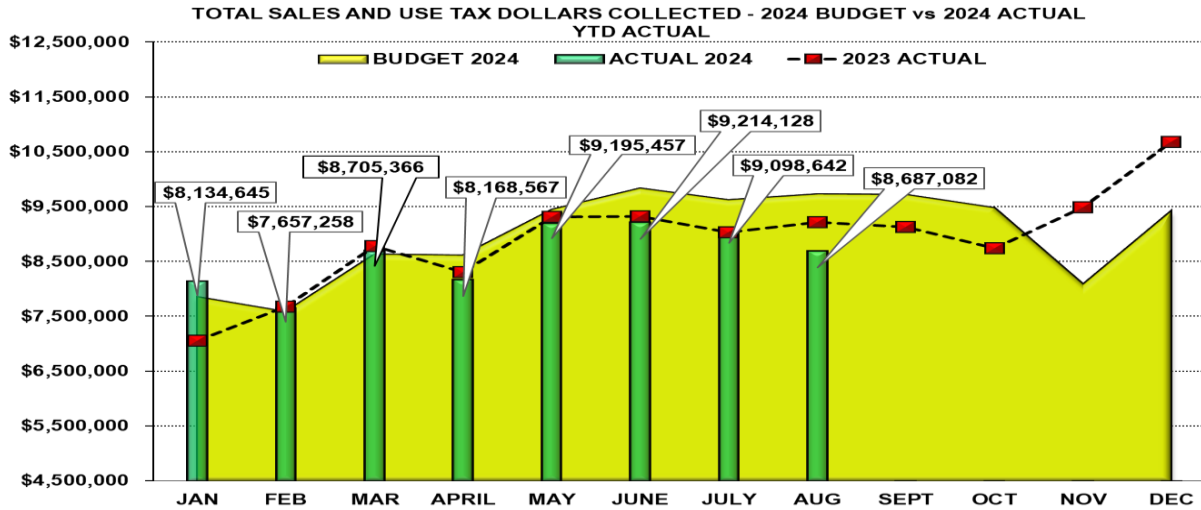
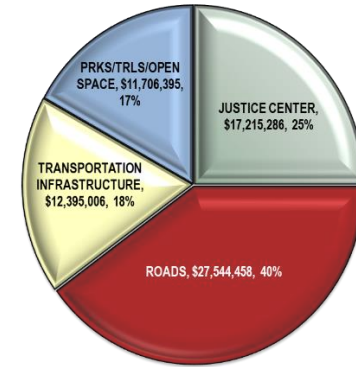


DOUGLAS COUNTY SALES AND USE TAX COLLECTION STATUS – August 2024



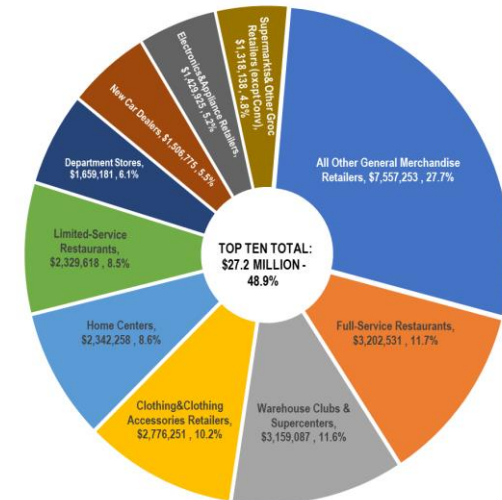
SALES AND USE TAX SUMMARY BY PURPOSE YEAR-TO-DATE August 2024 - \$68,861,145



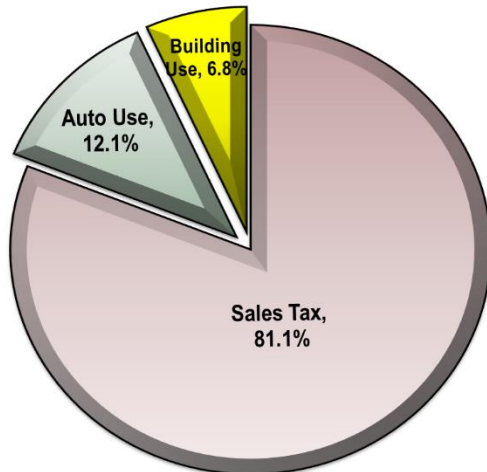
Tax Type	2024 Budget	2024 Actual	2023 Actual	'24 vs '23 YTD %	'24 vs '23 YTD \$ (+/-)
Sales Tax	\$ 59,063,024	\$ 55,815,637	\$ 55,592,756	0.4% *	\$ 222,881
Auto Use	8,996,671	8,364,094	8,583,069	-2.6%	\$ (218,975)
Building Use	3,258,881	4,681,414	4,519,098	3.6%	\$ 162,316
TOTAL	\$ 71,318,576	\$ 68,861,145	\$ 68,694,923	0.2%	\$ 166,222

* Sales Tax increase is due to audits for prior periods, totaling \$188,588. True current Year-to-Date Sales Tax is \$56,004,225. 24 Budget vs '24 Actual is a -5.2% decrease overall.

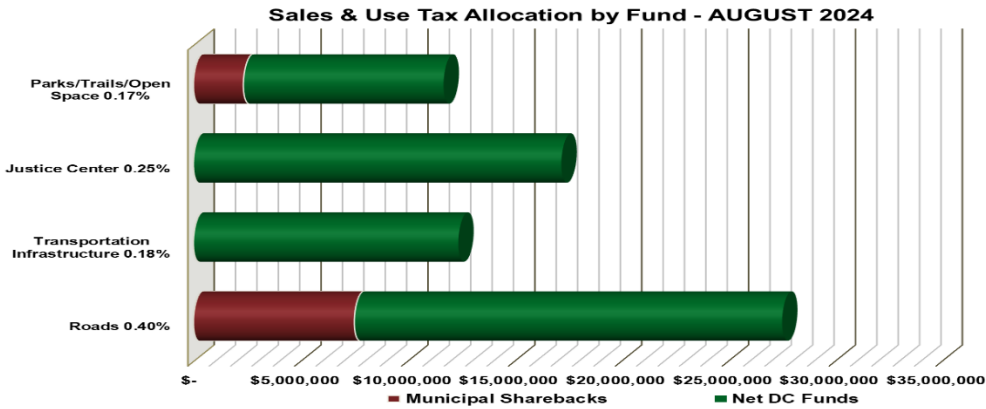
Top Ten North American Industry Code Cumulative % of Sales Tax Revenue Earned August 2024 - Total Sales Tax Collected \$55,815,637



Revenue Sources as a % of Total Taxes Collected



DOUGLAS COUNTY SALES AND USE TAX COLLECTION STATUS – August 2024 (continued)



Through August 2024	Total S&U Tax Collected	Municipal Sharebacks	Net DC Funds	% of Municipal Sharebacks
Roads 0.40%	27,544,458	7,529,216	20,015,242	27.3%
Transportation Infrastructure 0.18%	12,395,006	-	12,395,006	0.0%
Justice Center 0.25%	17,215,286	-	17,215,286	0.0%
Parks/Trails/Open Space 0.17%	11,706,395	2,341,292	9,365,103	20.0%
YTD TOTAL	\$ 68,861,145	\$ 9,870,508	\$ 58,990,637	

Alignment to Board of County Commissioners Core Priorities through August 2024 - \$68,861,145

