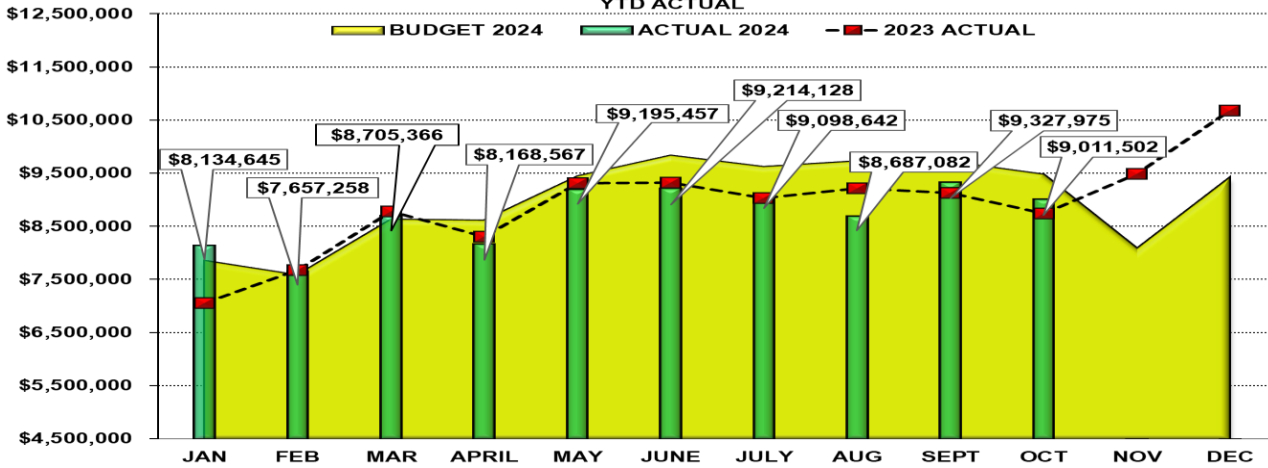
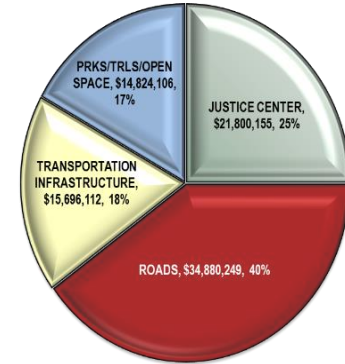


# DOUGLAS COUNTY SALES AND USE TAX COLLECTION STATUS – October 2024

TOTAL SALES AND USE TAX DOLLARS COLLECTED - 2024 BUDGET vs 2024 ACTUAL YTD ACTUAL



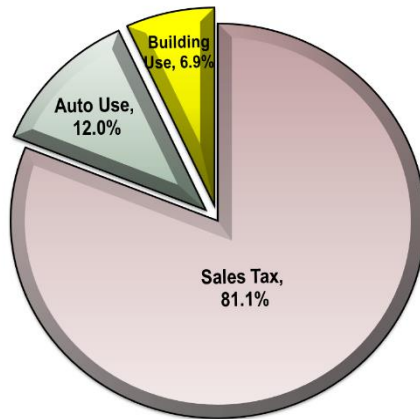
SALES AND USE TAX SUMMARY BY PURPOSE YEAR-TO-DATE October 2024 - \$87,200,622



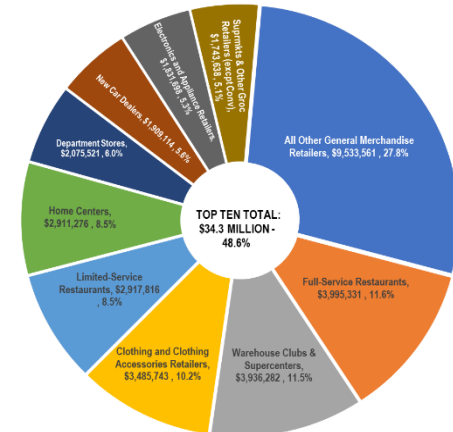
Tax Type	2024 Budget	2024 Actual	2023 Actual	'24 vs '23 YTD %	'24 vs '23 YTD \$ (+/-)
Sales Tax	\$ 75,132,645	\$ 70,693,151	\$ 70,106,372	0.8% *	\$ 586,779
Auto Use	11,353,295	10,477,725	10,892,275	-3.8%	\$ (414,550)
Building Use	4,025,410	6,029,746	5,561,112	8.4%	\$ 468,634
<b>TOTAL</b>	<b>\$ 90,511,350</b>	<b>\$ 87,200,622</b>	<b>\$ 86,559,759</b>	<b>0.7%</b>	<b>\$ 640,863</b>

\* Sales Tax increase is due to audits for prior periods, totaling \$467,746. True current Year-to-Date Sales Tax is \$71,160,897. 24 Budget vs '24 Actual is a -5.3% decrease overall.

Revenue Sources as a % of Total Taxes Collected

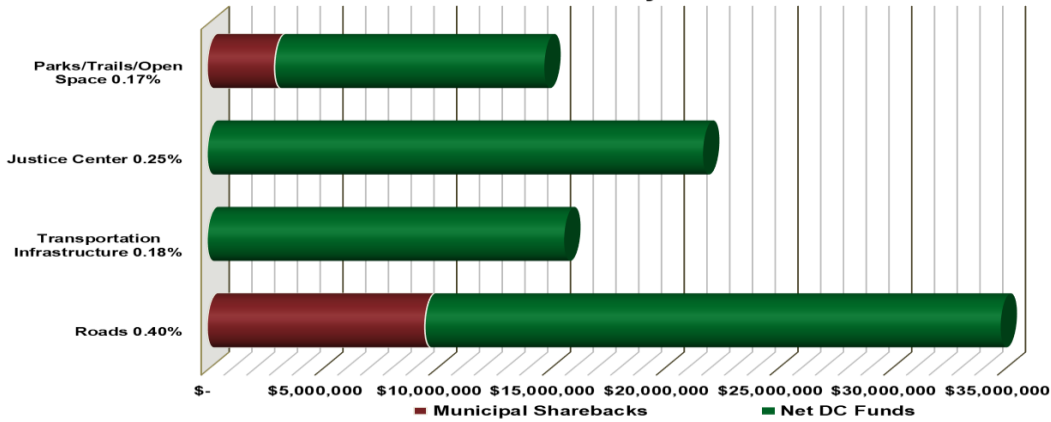


Top Ten North American Industry Code Cumulative % of Sales Tax Revenue Earned October 2024 - Total Sales Tax Collected \$70,693,152



# DOUGLAS COUNTY SALES AND USE TAX COLLECTION STATUS – October 2024 (continued)

Sales & Use Tax Allocation by Fund - OCTOBER 2024



Through October 2024	Total S&U Tax Collected	Municipal Sharebacks	Net DC Funds	% of Municipal Sharebacks
Roads 0.40%	34,880,249	9,574,695	25,305,554	27.5%
Transportation Infrastructure 0.18%	15,696,112	-	15,696,112	0.0%
Justice Center 0.25%	21,800,155	-	21,800,155	0.0%
Parks/Trails/Open Space 0.17%	14,824,106	2,971,692	11,852,414	20.0%
<b>YTD TOTAL \$</b>	<b>\$ 87,200,622</b>	<b>\$ 12,546,387</b>	<b>\$ 74,654,235</b>	

Alignment to Board of County Commissioners  
Core Priorities through October 2024 - \$87,200,622

