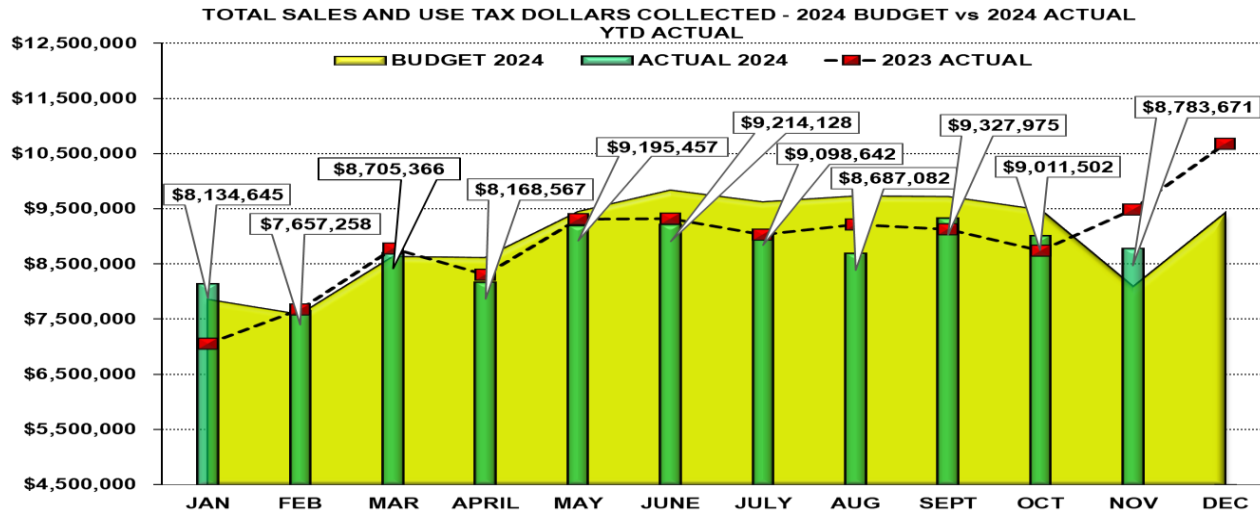
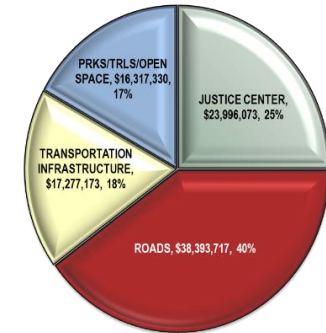


DOUGLAS COUNTY SALES AND USE TAX COLLECTION STATUS – November 2024



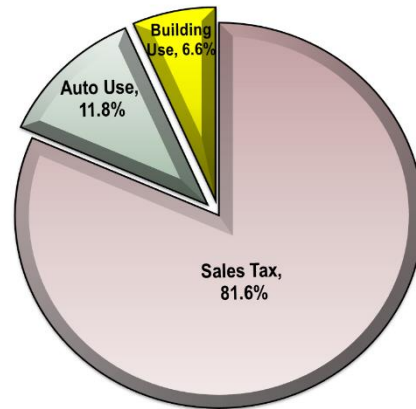
SALES AND USE TAX SUMMARY BY PURPOSE YEAR-TO-DATE
November 2024 - \$95,984,293



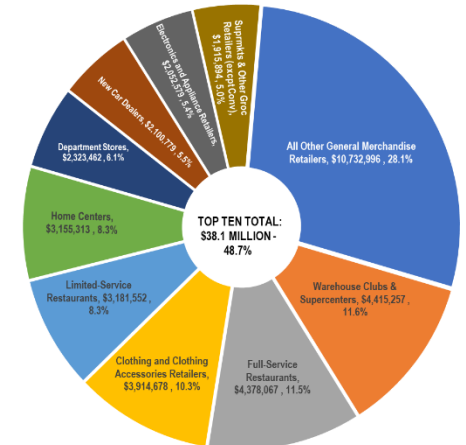
Tax Type	2024 Budget	2024 Actual	2023 Actual	'24 vs '23 YTD %	'24 vs '23 YTD \$ (+/-)
Sales Tax	\$ 81,835,530	\$ 78,316,226	\$ 77,719,060	0.8% *	\$ 597,166
Auto Use	12,413,090	11,325,256	12,127,951	-6.6%	\$ (802,695)
Building Use	4,357,403	6,342,811	6,200,798	2.3%	\$ 142,013
TOTAL	\$ 98,606,023	\$ 95,984,293	\$ 96,047,809	-0.1%	\$ (63,516)

* Sales Tax increase is due to audits for prior periods, totaling \$779,896. True current Year-to-Date Sales Tax is \$79,096,122. 24 Budget vs '24 Actual is a -3.3% decrease overall.

Revenue Sources as a % of Total Taxes Collected

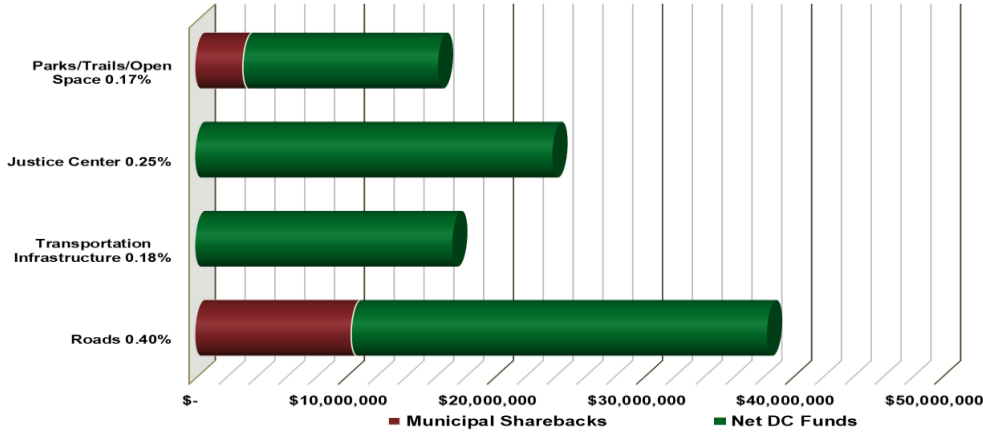


Top Ten North American Industry Code Cumulative % of Sales Tax Revenue Earned November 2024 - Total Sales Tax Collected \$78,316,226



DOUGLAS COUNTY SALES AND USE TAX COLLECTION STATUS – November 2024 (continued)

Sales & Use Tax Allocation by Fund - NOVEMBER 2024



Through November 2024	Total S&U Tax Collected	Municipal Sharebacks	Net DC Funds	% of Municipal Sharebacks
Roads 0.40%	38,393,717	10,506,472	27,887,245	27.4%
Transportation Infrastructure 0.18%	17,277,173	-	17,277,173	0.0%
Justice Center 0.25%	23,996,073	-	23,996,073	0.0%
Parks/Trails/Open Space 0.17%	16,317,330	3,241,521	13,075,809	19.9%
YTD TOTAL \$	\$ 95,984,293	\$ 13,747,993	\$ 82,236,300	

Alignment to Board of County Commissioners Core Priorities through November 2024 - \$95,984,293

