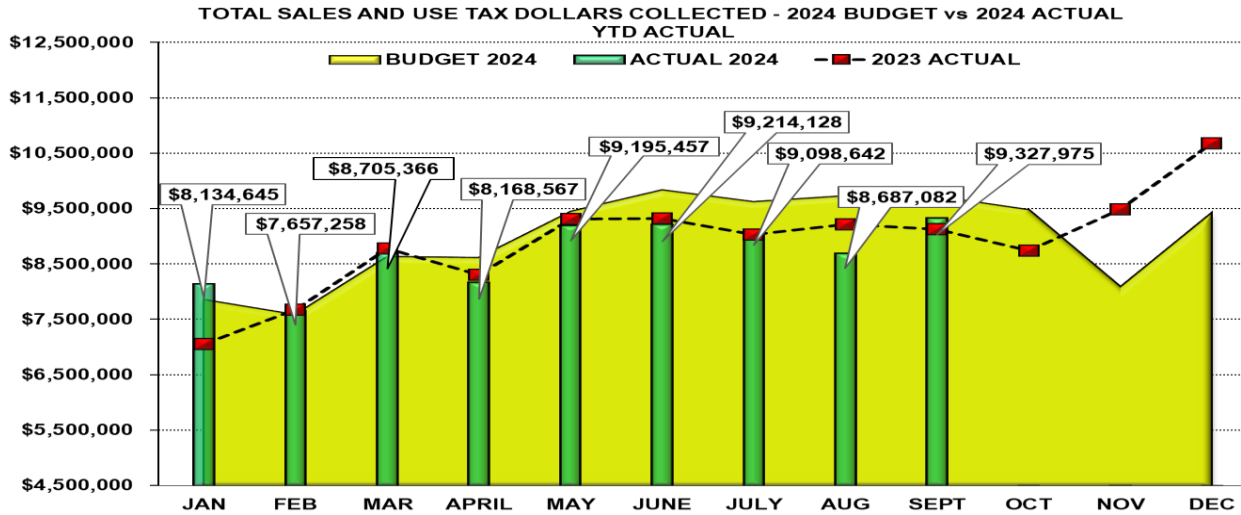
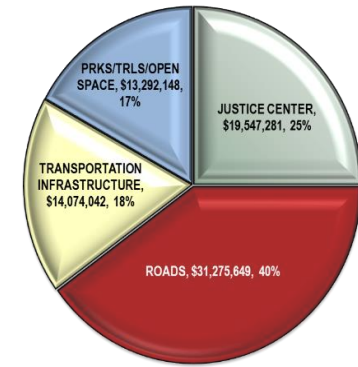


# DOUGLAS COUNTY SALES AND USE TAX COLLECTION STATUS – September 2024



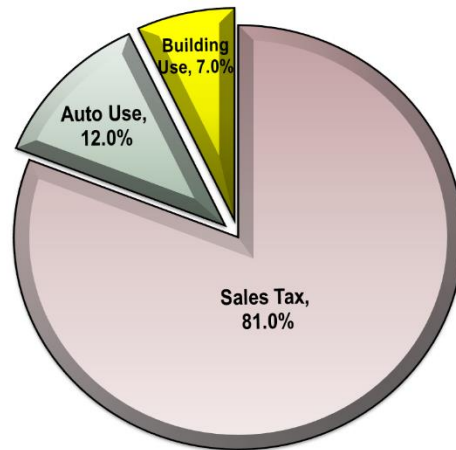
SALES AND USE TAX SUMMARY BY PURPOSE YEAR-TO-DATE  
September 2024 - \$78,189,120



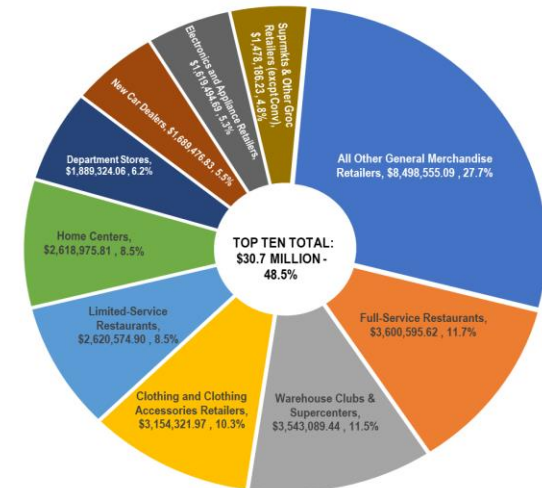
Tax Type	2024 Budget	2024 Actual	2023 Actual	'24 vs '23 YTD %	'24 vs '23 YTD \$ (+/-)
Sales Tax	\$ 67,228,726	\$ 63,297,865	\$ 63,009,461	0.5% *	\$ 288,404
Auto Use	10,169,176	\$ 9,385,649	9,763,605	-3.9%	\$ (377,956)
Building Use	3,640,078	\$ 5,505,606	5,047,504	9.1%	\$ 458,102
<b>TOTAL</b>	<b>\$ 81,037,980</b>	<b>\$ 78,189,120</b>	<b>\$ 77,820,570</b>	<b>0.5%</b>	<b>\$ 368,550</b>

\* Sales Tax increase is due to audits for prior periods, totaling \$349,715. True current Year-to-Date Sales Tax is \$63,647,580. 24 Budget vs '24 Actual is a -5.3% decrease overall.

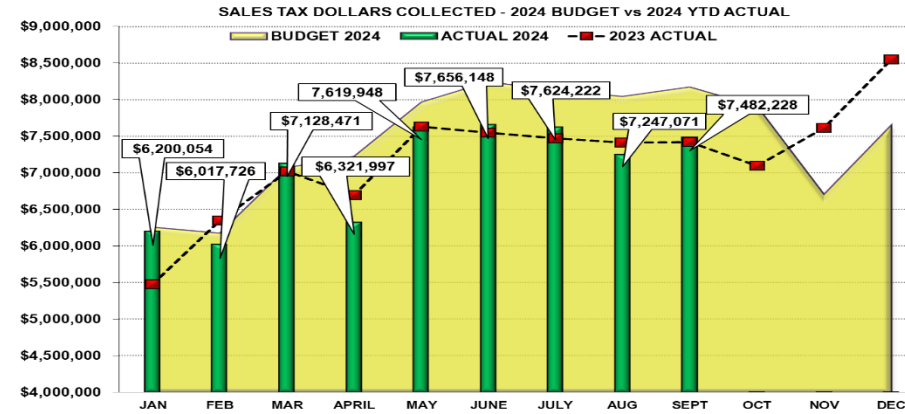
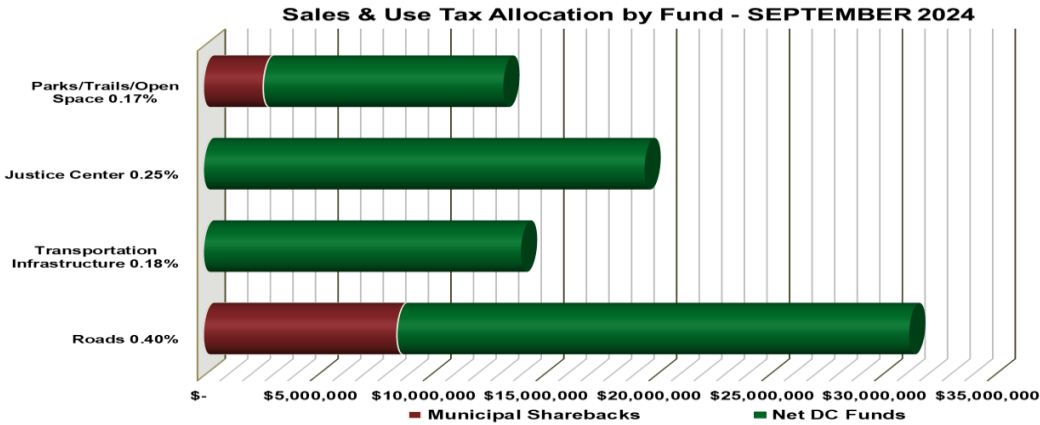
Revenue Sources as a % of Total Taxes Collected



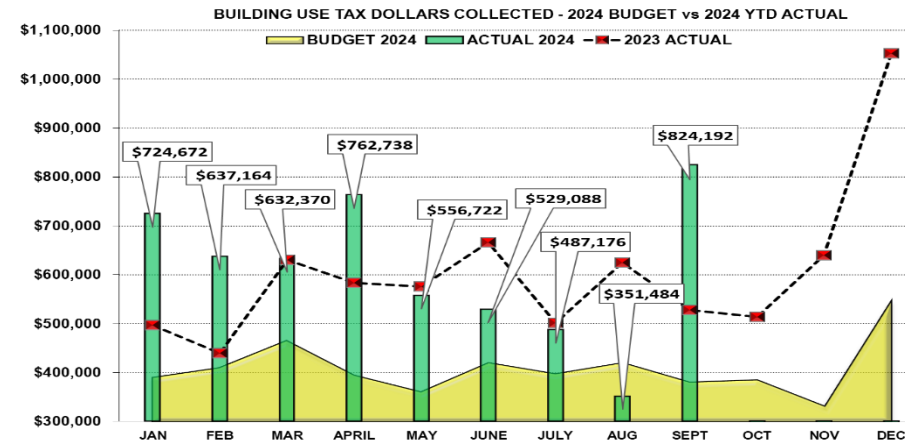
Top Ten North American Industry Code Cumulative % of Sales Tax Revenue Earned September 2024 - Total Sales Tax Collected \$63,297,865



# DOUGLAS COUNTY SALES AND USE TAX COLLECTION STATUS – September 2024 (continued)



Through September 2024	Total S&U Tax Collected	Municipal Sharebacks	Net DC Funds	% of Municipal Sharebacks
Roads 0.40%	31,275,649	8,581,279	22,694,370	27.4%
Transportation Infrastructure 0.18%	14,074,042	-	14,074,042	0.0%
Justice Center 0.25%	19,547,281	-	19,547,281	0.0%
Parks/Trails/Open Space 0.17%	13,292,148	2,658,428	10,633,720	20.0%
<b>YTD TOTAL</b>	<b>\$ 78,189,120</b>	<b>\$ 11,239,707</b>	<b>\$ 66,949,413</b>	



Alignment to Board of County Commissioners  
Core Priorities through September 2024 - \$78,189,120

