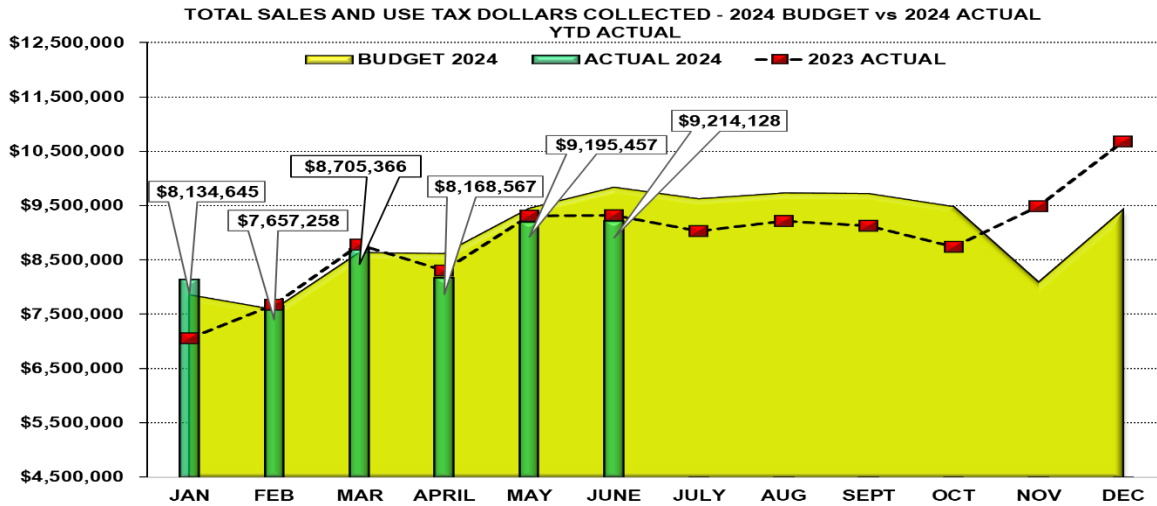
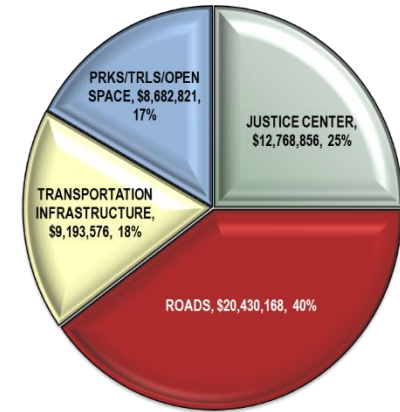


DOUGLAS COUNTY SALES AND USE TAX COLLECTION STATUS – June 2024



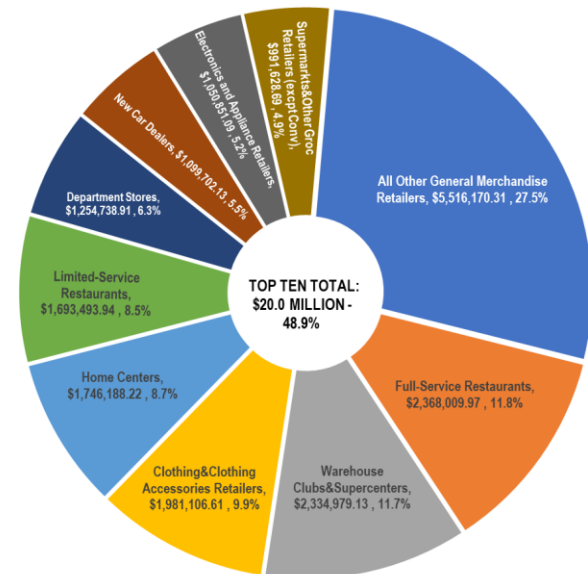
SALES AND USE TAX SUMMARY BY PURPOSE YEAR-TO-DATE
June 2024 - \$51,075,421



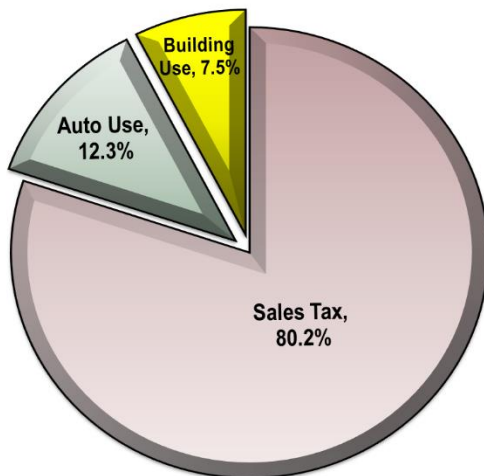
Tax Type	2024 Budget	2024 Actual	2023 Actual	'24 vs '23 YTD %	'24 vs '23 YTD \$ (+/-)
Sales Tax	\$ 42,904,914	\$ 40,944,344	\$ 40,711,759	0.6% *	\$ 232,585
Auto Use	6,626,849	6,288,323	6,346,576	-0.9%	\$ (58,253)
Building Use	2,441,463	3,842,754	3,392,772	13.3%	\$ 449,982
TOTAL	\$ 51,973,226	\$ 51,075,421	\$ 50,451,107	12.9%	\$ 624,314

* Sales Tax increase is due to audits for prior periods, totaling -\$28,073. True current Year-to-Date Sales Tax is \$40,972,416. 24 Budget vs '24 Actual is a -4.5% decrease overall.

Top Ten North American Industry Code Cumulative % of Sales Tax Revenue Earned June 2024 - Total Sales Tax Collected \$40,944,344

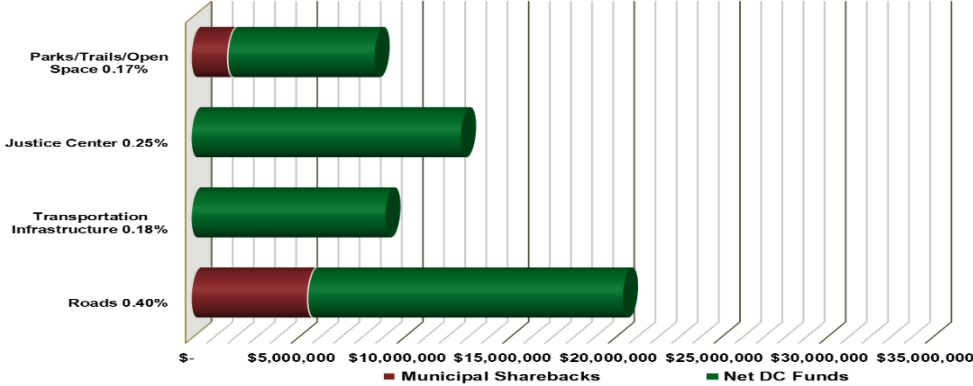


Revenue Sources as a % of Total Taxes Collected



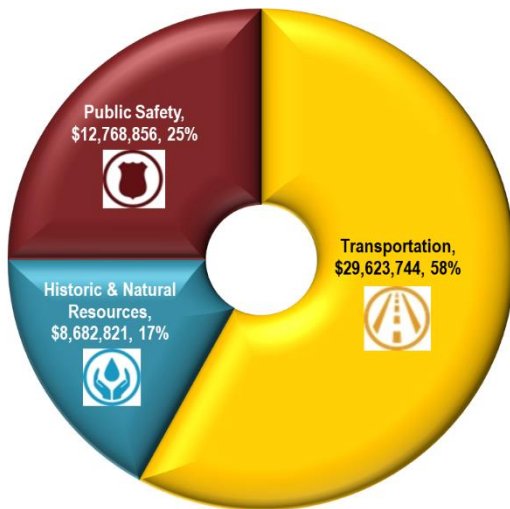
DOUGLAS COUNTY SALES AND USE TAX COLLECTION STATUS – June 2024 (continued)

Sales & Use Tax Allocation by Fund - June 2024

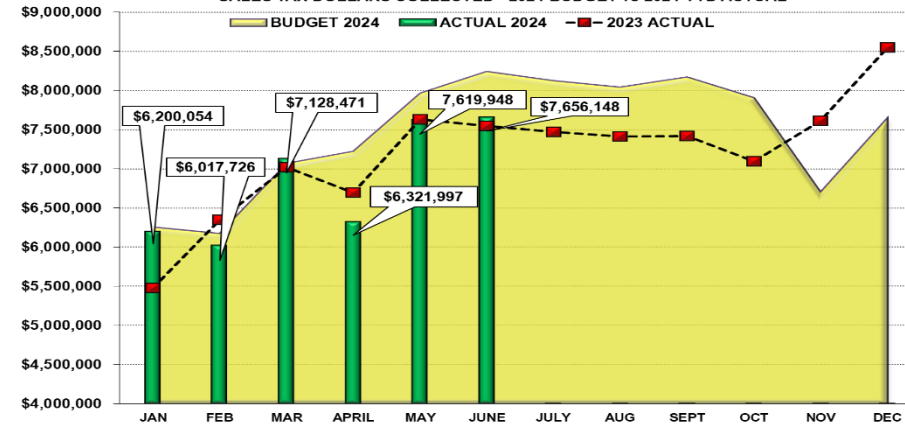


Through June 2024	Total S&U Tax Collected	Municipal Sharebacks	Net DC Funds	% of Municipal Sharebacks
Roads 0.40%	20,430,168	5,522,373	14,907,795	27.0%
Transportation Infrastructure 0.18%	9,193,576	-	9,193,576	0.0%
Justice Center 0.25%	12,768,856	-	12,768,856	0.0%
Parks/Trails/Open Space 0.17%	8,682,821	1,736,564	6,946,257	20.0%
YTD TOTAL	\$ 51,075,421	\$ 7,258,937	\$ 43,816,484	

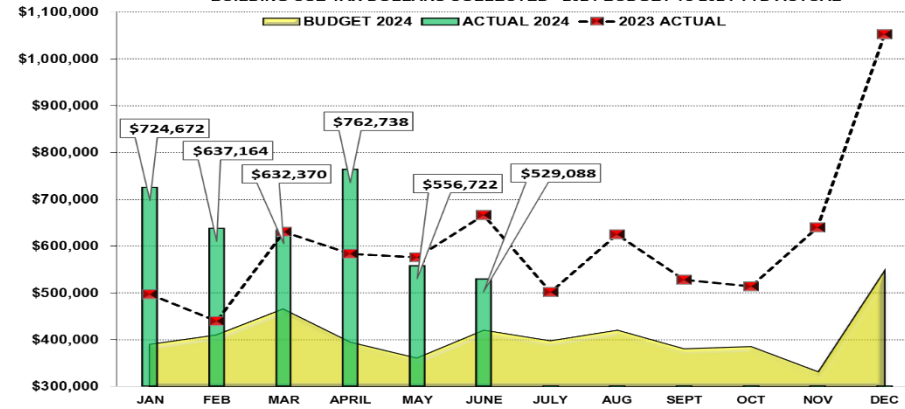
Alignment to Board of County Commissioners
Core Priorities through June 2024 - \$51,075,421



SALES TAX DOLLARS COLLECTED - 2024 BUDGET vs 2024 YTD ACTUAL



BUILDING USE TAX DOLLARS COLLECTED - 2024 BUDGET vs 2024 YTD ACTUAL



AUTO USE TAX DOLLARS COLLECTED - 2024 BUDGET vs 2024 YTD ACTUAL

